

1971. Monocoupe Cars Serials of Mercedes

Assem. No.	FR.	F. ATLANTIC (SAC)	F.S. (TRANS.)	F.B. (TRANS.)	DATE
01	CHASSIS	712-01			712-02 ✓
02	FRONT Suspension	712-02	712-02	712-02	712-02 ✓
03	REAR Suspension	712-03	712-03	712-03	712-03 ✓
04	STEERING	712-04	712-04	712-04	712-04 ✓
05	FRONT Power Brakes	712-05	712-05	712-05	712-05 ✓
06	FRONT-DRUMS	712-06	712-06	712-06	712-06 ✓
07	REAR DRUMS	712-07	712-07	712-07	712-07 ✓
08	FRAMES	712-08	712-08	712-08	712-08 ✓
09	WHEELS				
10	PAVE SHOCKS	712-10	712-10	712-10	712-10 ✓
11	SPARE SHOCKS	712-11	712-11	712-11	712-11 ✓
12	EXHAUSTS ETC	712-12	712-12	712-12	712-12 ✓
13	WATER SYSTEM	712-13	712-13	712-13	712-13 ✓
14	OIL SYSTEM	712-14	712-14	712-14	712-14 ✓
15	FUEL SYSTEM	712-15	712-15	712-15	712-15 ✓
16	ENG & TRANS	712-16	712-16	712-16	712-16 ✓

FRAMES - SEPARATE DELIVERY

DRAWING SHEET

PROJECT NO. JE

ASSEMBLY TITLE

ASSEMBLY

712 CHASSIS

712-01

SUPERSEDED BY
~~712-01~~

DRWG. LINE	QTY	DESCRIPTION	QTY	UNIT	REF. NO.
712-01-01	01	REAR CROSSMEMBER	3	B	718-01-01
712-01-02	02	" " PLATE	2	A	
	03	" " " BOSSSES	1	A	708-16-03
	04	" " " "	1	A	708-16-03
	05	" " BOSS (G BOX)	1	A	732-01-102
	06	" " STAY	1	A	
	07	FRONT SUSPENSION BEAM	2	B	
	08	FRONT SUSPENSION STRUT	1-4-3	A	
	09	FORWARD FRONT SUSPENSION STRUT	1-4-5	B	
	01-10	" " " "	1-4-6	B	
	11	SUSPENSION STRUT BOSSSES	1	A	732-01-101
	12	" " " "	42-3-12	A	732-01-101
	13	" " " "	4-24-6	A	708-16-03
	14	" " " "	1	A	708-16-03
	15	TOP WISABENE BRACKET (FRONT)	1-1-5	A	
	16	" " " " BOSSSES	1	A	708-16-03
	17	" " " " "	1	A	" " "
	18	MID FRONT BULKHEAD	2	C	
	19	" " " "	2	C	
712-01-20	20	FRONT BULKHEAD PLATE	4	D	
	21				
	22	PEDAL MASTER CYLINDER MOUNT	2	C	
	23	INNER SKIN	4	D	
	24	SIDE PANELS	3	C	
	25	TOP PANEL	1	C	
	26	LEG BOX	4	C	
	27	SEAT BULKHEAD	3	D	
	28	RADIUS ARM BOSS	1	A	708-16-03
	29				

SHEET
OF SHEETS

march

engineering limited

DRAWING SCHEDULE

LATEST ISSUE

ASSEMBLY TITLE


01 CHASSIS

ASSY. NO

712-01

DRG. NO	DESCRIPTION	ISSUE	SIZE	ORIG. NO
712-01-30	REAR Bulkhead	5	D	
31	" "	5	D	
32	REAR SUBFRAME MOUNTING BOSS	44-2-12	A	732-01-102
33	" " " "	44-2-13	A	732-01-102
34	ROLL OVER BAR BOSS	41-5-5	A	708-16-03
35	" " "	4	B	7184-01-35 2
36	REAR SUBFRAME BOSSES	48-2-5	A	} 1 sheet.
37	" " "	1	A	
38	" " "	1	A	
39	" " RH	2	D	
712-01-40	" " "	2	D	
41	STEERING COLUMN SUPPORT	3	B	
42				
43				
44				
45	STEERING COLUMN Support Bkt.	2	A	
46				
47	REAR DIAGRAM	4	A	
48	" "	4	A	
49	CORNER BRACKET	1	B	
712-01-50	ACCESS HOLE DETAIL (MARSTON)	21	A	
51	GEARCHANGE JOINT HOUSING	1	A	
52	" Bkt.	2	A	
53	SEAT BELT UPPER MOUNTING	1	B	
54	SEAT BELT MOUNTING BOSSES	1	A	
55	GEARSHIFT SUPPORT BOSS	1	A	732-01-101
56	OIL TANK Mtg. BOSS	1	A	708-16-03
57	LEFT FOOT REST	1-1-2	A	
58	Link Anchorage Plate	7	D	

SHEET
OF SHEETS



engineering limited

DRAWING SCHEDULE

LATEST ISSUE

ASSEMBLY TITLE


ASSY. No

01- CHASSIS

01- 72

DRG. NO	DESCRIPTION	ISSUE	SIZE	ORIG. NO
70- 01- 59	FUEL Pump Mtg. Braces	2	A	702-16-02
60	" " Brkt. (Electric High Press.)	4	A	
61	INSTRUMENT PANEL	5	C	
62	INSTRUMENT SUB-PANEL	3	B	
63	STARTER Switch Bracket	1	A	
64	FIRE EXTINGUISHER Switch Brkt	1	A	
65	BATTERY STRAP LOOPS	1	A	
66	" COVER	1	B	
67	" MOUNTS	2	C	
68	GEARSHIFT ROD COVER	1	B	
69	OIL FILTER BRACKET	1	A	
702- 01- 70	FRONT BODY MOUNT	1	A	
71	REAR " "	2	A	
72	WATER PIPE SUPPORT PLATE	2	A	
73	FIRE EXTINGUISHER BRKT.	1	B	
74	SEAT BELT PLATES	3	A	
75	" " "	3	A	
76	IGNITION COIL MOUNTS	1	A	
77	FIRE EXTINGUISHER BOSS	1	A	702-16-02
78	RECTIFIER BRACKET	2	A	
79	BRAKE HOSE BRACKET	1	A	
712- 01- 80	HEEL REST & THROTTLE BACK STOP	1-1-12	B	
81	MID FRONT BULKHEAD ASSEMBLY	2	C	
82	SPREADER PLATE & DOUBLER	1	A	
83	" " "	1	A	
84	INFORMATION SHEET		A	
85	ASSEMBLY TORQUES		A	
86	FORWARD Link PLATE BRACE	3	A	
87	REAR " " "	A	A	

SHEET
OF SHEETS



Engineering Limited

DRAWING SCHEDULE

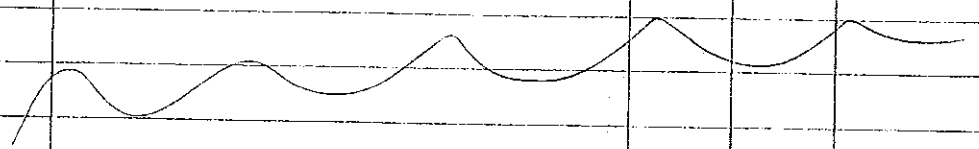
LATEST ISSUE

ASSEMBLY TITLE

ASSEMBLY No

03 - PEDALS

712-03

DRG. No	DESCRIPTION	ISSUE	SIZE	ORIG. No
712-03-01				
04	BALANCE BAR SHAFT	2	A	708-16-03
05	" " Housing	1	A	708-16-03
06	BRAKE PEDAL	1-2-5	A	
07	PEDAL BASS	4-5-11 1	A	WHAT PAGE? 708-16-03
08	" "	1	A	708-16-03
09	CLUTCH PEDAL	1-2-3	A	
10	THROTTLE PEDAL	1-2-6	B	
11	PEDAL BRACKET DISTANCE PIECE	4-5-15 1	A	
15	PEDAL PAD	1-2-4 4-5-12	A	
16	THROTTLE PEDAL SPACER	2	A	SAT. 1 708-16-03
17	" " FORWARD STOP COLUMN	1	A	
18	RESERVOIR EXTENSION	2	A	
				
712-09-01	WHEEL INSERT	1	A	

SHEET
OF SHEETS



engineering limited

DRAWING SCHEDULE

LATEST ISSUE

ASSEMBLY TITLE

ASSY. NO

12- wings & bodywork

712-12

DRG. NO	DESCRIPTION	ISSUE	SIZE	ORIG. NO
712-12-01	MAIN Wing Stay clevis	4	A	
02	Adjustable Wing Stay clevis	1	A	
03	" " "	1	A	
04	Wing Stay Boss	1	A	708-16-03
05	" " INSERT	2	A	
06	Wing Stay BRACKET	1	A	
07	" " "	1	A	
08	MAIN Wing stay - G Box BUSH	1	A	
09	Wing Stay INNER	2	A	
10	MAN Wing Stay	3	B	712-12-10/11
11	" " "	4	C	
12	FRONT wing Paddle	2	C	
13	FRONT Wing Adjuster Plate	1	A	
14	" " SLIDE	1	A	
15	REAR Wing CLEVIS STUDS	1	A	712-01-28
16	" " " "	1	A	" " "
17	FRONT Body - Retaining channel	1	A	
18	Wing Mtg. Robbin	2	A	
19	NONE		N/A	
20	COCKPIT		N/A	
21	REAR COVER		N/A	
22	SCREEN		N/A	
23	Wing Mirror Mtg	1	B	
24	" " "	1	B	
25	FRONT wings		N/A	
26	REAR wing		N/A	
27	SEAT		N/A	
28	Wing Mtg. WASHER	1	A	
29	REAR wing TIP	1	A	

SHEET
OF SHEETS

march

engineering limited

DRAWING SCHEDULE

LATEST ISSUE

ASSEMBLY TITLE

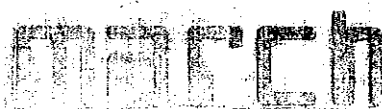
ASSY. NO. 17

16 ENGINE & TRANSMISSION

TRAM-16

DRG. NO	DESCRIPTION	ISSUE	SIZE	ORIG. NO
TRAM-16 01	LH ENGINE PAD	1	A	
02	Front engine pad R.H.	4-39-3		
03	R/O BAR STAY	1	A	
04	R/O BAR BRACKET	1	A	
06	R/O BAR BRACKET	1	B	
09	GEARBOX CROSSMEMBER SPACER	2	A	
13	R/O BAR STAY	1	A	
14	FB Adapter Plate	6-2-1 4-34-13		
712-17-02	SPIGOT RING	1	B	
17-03	CALIPER MOUNTING BLOCK	1	B	

SHEET
OF SHEETS



Engineering Limited