

## DRAWING SCHEDULE

ASSY TITLE 741, 742, 743, 74B, 74S ASSY No.

DRG. No.	MATRIX	DESCRIPTION	SIZE	ORG. No.
741-01-40		FUEL PUMP BRKT	B	
741-01-41		FUEL PUMP BRKT	B	
741-01-66		FUEL PUMP BRKT	B	
741-01-67		FUEL PUMP BRKT	B	
741-10-01		C/V JOINT BOLT MOD	A	
741-10-02		HOOKE'S JOINT	A	
741-15-03		THRUST RING	A	
741-10-08		HOOKE'S JOINT	A	
741-15-03		FUEL COLLECTOR POT	C	
741-16-07		STARTER SHAFT	C	
741-16-14		ENGINE PLATES	C	
741-02-10		HEAVYWEIGHT BUSH FLWB	A	
742-01-05		FRONT SUSPENSION STRUT	B	
742-01-10		L.A.P. THRO' BOLT	A	
742-01-28		TANK DIAPHRAGM	C	
742-04-02		STEERING WHEEL DETAIL	B	
742-10-01		CALIPER MTCY BLOCK	A	
742-10-03		OUTER C.V. JOINT BELL (WELDED)	A	
742-10-05A		CALIPER MOUNTING BLOCK	A	
742-10-05B		CALIPER MOUNTING BLOCK	A	
742-16-07		BMW ADAPTOR PLATE DOWEL	A	
743-10-09		CALIPER MOUNTING BLOCK	B	
743-16-11		TOYOTA CLUTCH PUSH ROD STOP	A	
743-16-12		TOYOTA / MK.9 ADAPTOR PLATE	D	

## DRAWING SCHEDULE

**ASSY TITLE**    741, 742, 743, 74B, 74S    **ASSY No.**

DRG. No.	MATRIX	DESCRIPTION	SIZE	ORG. No.
74B-01-03		LINK ANCHOR PLATE	C	
74B-10-01		CALIPER MOUNTING BLOCK	C	
741-01-56		NOSE ATT'M'T BRACKET	A	
741-11-02		GEAR LEVER	A	
741-11-03		GEARSHIFT SHAFT	A	
741-11-04		GEAR LEVER BUSH	A	
741-11-05		GEAR LEVER PIVOT BUSH	A	
741-11-06		BEARING LINK	A	
741-11-07		BEARING HOUSING	A	
741-11-08		HOUSING CAP	A	
741-11-10		BEARING PIVOT	A	
741-15-18		FLAP VALVE HOUSING	A	
741-15-19		ADAPTOR PLATE	A	
741-16-06		ENGINE BOLT	A	
742-05-02		A.R.B. MOUNTING CLAMP	A	
743-16-06		TOYOTA L.H. ENGINE MOUNT	A	
743-16-07		TOYOTA R.H. ENGINE MOUNT	B	
741-11-01		REAR GEARSHIFT BRACKET	A	
741-02-01		FRONT LOWER WISHBONE	D	

ASSY. TITLE		ASSY. No.	
DRG No.	DESCRIPTION	SIZE	REMARKS.
741-15- 01			
02			
03			
04			
05			
06			
07			
08			
09			
10			
11			
12			
13			
14			
15			
16			
17			
18			
19			
741-15 - 20	Aerogrip Fittings (AL Alloy)	A	+ Sheet 2
741-15 - 21	" "	A	





DRAWING SCHEDULE

<u>ASSEMBLY TITLE</u>		<u>ASSY NO</u>		
01- CHASSIS				
<u>DRG. NO</u>	<u>DESCRIPTION</u>	<u>ISSUE</u>	<u>SIZE</u>	<u>ORIG. NO</u>
741-01-30	BOSS - REAR /C/BEAM STRUT		B	732-01-102
-31	" " " " " "		B	708-16-03
-32	ENGINE /CROSSBEAM STRUT - RH		A	}
-33	" / " " " - L.H		A	
-34	" / " " " TUBE BOSS		B	712-18-01
-35	" / " " " TUBE BOSS	43.3-5	B	712-18-01
-36	" / " " " PLAIN BOSS		B	708-16-03
<del>37</del>	<del>oil cooler mtc. bracket</del>		<del>B</del>	<del>732-01-101</del>
-37	OIL COOLER MTC. BRACKET.		A	
-38	OIL COOLER SPACER	4-41-11	B	<del>732-01-101</del>
-39	" " MTC. THRO' BOLT		A	712-01-88
-40	FUEL PUMP BRACKET	3-31-7	B	
-41	" " " "	3-31-6	B	
-42	REAR DIAPHRAGM. RH) WITH ANTI SQUAT		C	} ON SAME DWG.
-43	" " " LH		C	
-44	" " CLAMP LH		C	
-45	" " " RH		C	
-46	BRAKE DUST MOD		D	
-47	TOP HAT BOSS, ENG MTG PLATE		B	732-01-102
-48	ENG MTG STAY - BOSS		B	708-16-03
-49	" " " " "		B	712-18-01
-50	ENG MTG STAY		B	
-51	" " " ASSY		A	
-52	OIL TANK BRKT.		A	
-53	<del>at</del> FUEL PUMP BRKT		<del>SKETCH</del>	
-54	MONSTER BRKT		D	
-55	NOSE FRAME MTC. BOSS		D	708-16-03
-56	NOSE ATTACHMENT BOSS	2-2-5	A	
57	BOSS		A	708-16-03
58	SUSPENSION STRUT	5	C	


ASSEMBLY TITLE

ASSY. No

01 - CHASSIS

DRG. No	DESCRIPTION	ISSUE	SIZE	ORIG. No
741-01-01	REAR B'HEAD "CAST"	D		
-02	INNER PANEL	D		
-03	OUTER " LH	D		
-04	OUTER " RH	D		
-05	LEG "	C		
-06	SEAT BACK PANEL	C		
-07	REAR DIAPHRAGM LH	C	ON SAME DEWG.	
-08	" " RH			
-09	" " CLAMP LH			
-10	" " " RH			
-11	TUB ASSEMBLY	D+		
-12	FRONT CROSSBEAM	B		
-13	FRONT PLATE			732-01-19
-14	NUT PLATE	A		
-15	REAR CROSSMEMBER	B		
-16	" " BRACE	B		
-17	R/C BRACE DEVELOPMENT			
-18	R/C BRACE BOSS	B		708-16-03
-19	" " " TUBE BOSS	B		712-18-01
-20	SADDLE-CRASH BAR	A		
-21	NOSE MTC. FRAME	D		
-22	<del>FLANGED</del> FLANGED BOSS	B		732-01-102
-23	CLEVIS	A		
-24	BOSS	B		708-16-03
-25	BOSS	B		708-16-03
-26	BUSH PLATE RH	B		
-27	" " LH	B		
-28	ADAPTOR PLATE / CROSS BEAM STRUT			
-29	" " / " " "	B		

SHEET  
OF SHEETS



ORGANISATIONAL

# DRAWING SCHEDULE

TEST 55.3

ASSEMBLY TITLE

CHASSIS. 01

SHEET NO

DRG. NO	DESCRIPTION	ISSUE	SIZE	DRG. NO
01-59	SUSPENSION BRUT.		C	
01-60	REAR DIAPHRAGM RH		C	} SAME DWG.
01-61	" " LH		C	
01-62	" " CLAMP RH		C	
01-63	" " LH		C	
01-64	NOSE MOUNTING FRAME		D	
01-65	FUEL PUMP BRKT		B	
01-66	" " "	3-31-8	B	
01-67	<del>WAVE</del> " " "	3-31-9	B	} RAIN BOGS 708-16-03
01-68	<del>R...</del>			
01-69	WING FRAME (FASTUS)		D	741-01-69

DRAWING SCHEDULE


LATEST ISSUE

ASSEMBLY TITLE  
02 FRONT SUSPENSION

ASSY. NO

DRG. NO	DESCRIPTION	ISSUE	SIZE	ORIG. NO
741-02-01	FLWB LH		D	
"-02	"- RH.		D	
"-03	"- BOSS		41-8-7	708-16-03 <del>732-01-101</del>
"-04			44-4-15	732-01-102
"-05			44-5-1	732-01-102.
"-06			41-8-8	708-16-03.
"-07				
"-08	FRONT UPPER w/BONE - R.H.		C	721G-02-01 02
"-09	" " " / " - L.H.		C	721G-02-01 02
-10	FLWB BOSS			
-11	FLWB L.H. ("HEAVYWEIGHT")	13-13	D	} 741-02-01 741-02-02
-12	"- RH. - " -	13-14	D	

SHEET  
OF SHEETS



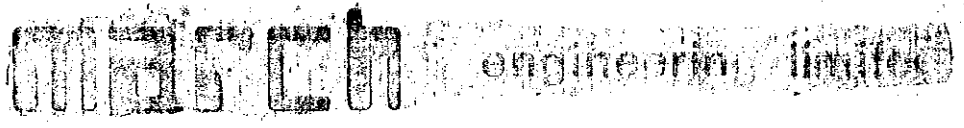
ASSEMBLY TITLE

03 REAR SUSPENSION

ASSY. NO

DRG. NO	DESCRIPTION	ISSUE	SIZE	ORIG. NO
01	RAD ARMS		3-3-11	752-03-01 <del>738-03-02</del> 03
02	" "			" "
03	BTTM LINKS		A.	
04 <del>04</del>	RADIUS ROD INSERT		A.	
05	RADIUS ARMS		B	
06	" "		a	

SHEET OF SHEETS



# DRAWING SCHEDULE

LATEST ISSUE

ASSEMBLY TITLE

ASSEMBLY NO

## 04 STEERING

DRG. NO	DESCRIPTION	ISSUE	SIZE	ORIG. I.D.
741-04-01	BUSH TRACK ROD	1	B	732-01-102
02	TRACK ROD		A	
03	STEERING PLATE		A	703-04-15
04	BUSH			703-16-03
05	BUSH			" "

SHEET  
OF SHEETS

**W. S. S. S.** ENGINEERING





# DRAWING SCHEDULE

DATE OF ISSUE

ASSEMBLY TITLE

ASSY. No

07 REAR L/RIGHT

DRG. No	DESCRIPTION	ISSUE	SIZE	ORIG. No
741-07-01	ARB LINK BRKT LH		B	
07-02	" " " RH		B	
07-03	UPRIGHT LOWER SPACER.		B	708-16-03
07-04	REAR L/RIGHT (-74 GEOMETRY) <sup>9</sup>		C	
07-05	ARB LINK BRKT. RH.		B	
07-06	ARB " " L.H.		B	
07-07	BUSH FOR ARB LINK BRKT.		<del>A</del>	712-18-01
07-08	" " " " "		A	

SHEET  
OF SHEETS

ENGINEERING









ASSEMBLY TITLE		ASSY. No	
12 WINGS & BODYWORK			
DRG. No	DESCRIPTION	ISSUE	SIZE ORIG. No
741-12-01	CRUSH STRUCTURE MOUND	-	D
-02	WING FRAME		D
-03	" " BOSS		B 732-01-102
-04	" " "		B 712-18-01
05	WING		D
-06	" BOSS		B 732-01-102
-07	" "		B
-08	BATTERY GUIDES		A
-09	SOLENOID MTC. BRACKET		A
-10	BOOST SOCKET MTC. BRKT.		A
-11	CATCH POT MTC. BRKT.		B
-12	REAR BRAKE DUCT RH		C
-13	" " " LH		C
-14	BOSS	2-5-	B 732-01-10
-15	FRONT BRAKE DUCT		C
-16	BATTERY RETENTION PLATE		B
-17	NOSE MODIFICATION		A
-18	STOP LIGHT MTC. BRKT		A
-19	WING FRAME		SKETCH
<del>20</del>	<del>WING FRAME</del>		
21	RADIATOR EXIT DUCTS		SKETCH
22	NOSE		N.D.
23	NOSE BOBBIN - REAR		N.D.
24	"W" FLAP LH		N.D.
25	" " " RH		N.D.
-26	AIRBOX (LATEST SPEC SQUARE TYPE APRIL 74)		N/D.
27	WING MIRROR RETAINING BOLT		A
-28	'W' FLAP 8" R.H.	2-5-14	C
-29	'W' FLAP 8" L.H.	2-5-15	C 741-12-28

SHEET  
OF SHEETS

**NOTHING TO BE DONE**



DRAWING SCHEDULE		ISSUE	
ASSEMBLY TITLE			ASSY. NO.
13 WATER SYSTEMS			
DRG. No	DESCRIPTION	ISSUE	SIZE ORIG. No
741-13-01	WATER RADIATOR 2" WIDE		D.
13-02	WATER PUMP MOD <sup>e</sup> - R.H.	-	B.
13-03	WATER SYSTEM LAYOUT.	-	D+
13-04	HEADER TANK	-	B.
13-05	SWIRL POT - <del>R.H.</del>	-	B.
13-06	" " - <del>R.H.</del> L.H.	-	B.
13-07	WATER PUMP MOD <sup>n</sup> - L.H.	-	B.
13-08	BOSS	-	B 732-01-101
13-09	RADIATOR 3" WIDE - R.H.	-	D.
13-10	RAD. MTR. FRAME - L.H.	-	C.
13-11	" " " - R.H.	-	C.
13-12	RADIATOR 3" WIDE - L.H.	-	D.
13-13	RADIATOR FRAME LH) ANTI SQUAT.	-	D.
13-14	" " RH) RAD. AENS	-	D.
13-15	RADIATOR (R.H.) 3" CORE		D.
13-16	RADIATOR (L.H.) 3" CORE		D.
13-17	RADIATOR (R.H.) 2" CORE		D.
13-18	RADIATOR (L.H.) 2" CORE		D.

SHEET  
OF SHEETS

**March**



ASSEMBLY TITLE

ASSEMBY NO

## 15. FUEL SYSTEM

DRG. NO	DESCRIPTION	ISNIE	SIZE	ORIG. NO
741-15-01	FUEL TANKS LH			
-02	" " RH			
-03	FUEL COLLECTOR POT	3-11-6	C	
-04	FUEL TANK/COLLECTOR POT JOU.	-	B	
-05	FLAP VALVE MOD <sup>N</sup>	4-57-7	A	
-06	FLAP VALVE HOUSING MOD <sup>N</sup>	-	A	
-07	FILLER CAP HOUSING	-	A	
-08	-10 / 7/8 UNF THREADED BOSS	-	B	732-01-101
-09	-6 / 9/16 UNF. " "	-	B	732-01-101
-10	COLLECTOR POT COMPONENTS			
	TOP CAP	-	A	
	TOP CAP ABUTMENT	-	A	
-11	<del>FILTER TOP CAP</del>	-	A	
-12	FILTER TOP CAP	-	A	
-13	TIE BOLT	-	A	712-01-88
-14	FILTER BOTTOM CAP	-	A	
-15	" -12 AERQUIP HOUSING	-	A	
-16	" TIE BOLT BUSH	-	STD	-732-01-101
-17	" -6 AERQUIP FITTING	-	A	
-18	" FLAP VALVE HOUSING	4-57-13	A	
-19	" ADAPTOR PLATE	-	A	
-20	" -12 AERQUIP FITTING	4-8-5	A	741-15-20
-21	" -8 " " " "	4-8-3	A	" "
-22	FUEL <del>LINE</del> BRKT		B	
-23	" COLLECTOR BRKT		B	
-24	BREAKAWAY VALVE RETENTION PINS		A	
-25	" " UNION	4-27-13	A	
-26	RETENTION PIN SPRING CLIPS		A	
-27	FLAP VALVE MOD <sup>N</sup>		A	
-28	" " HOUSING MOD <sup>N</sup>		A	
-29	-8 AERQUIP FITTING (ROUND)		A	

SHEET

OF SHEETS

STANDARD

ENGINEERING

# DRAWING SCHEDULE

LATEST ISSUE

ASSEMBLY TITLE

ASSEMBLY NO

15 FUEL SYSTEM

DESG. NO

DESCRIPTION

ISSUE SIZE

DESG. NO

15-30

BREAKAWAY VALVE ASSEMBLY

A.

SHEET NO

**march**

ENGINEERING LTD.

ASSEMBLY TITLE

ASBY. NO

## 16 ENGINE &amp; TRANSMISSION

DRG. NO	DESCRIPTION	ISSUE	SIZE	ORIG. NO
741-16-01	REAR PLATE		D	
--02	" " BOSS		B	732-01-102
--03	ENGINE PLATES		B	<del>732</del>
--04	" " BOSS		B	732-01-102
--05	" STUD		A	
--06	" BOLT	4-21-8	A	
--07	STARTER SHAFT		C	
--08	" SADDLE		C	
--09	CLUTCH CYLD DETAILS		B	
--10	STARTER COUPLING		A	
--11	STARTER STRAP		B	
16-12	ENGINE MTG. SPACER - LOWER		B	
16-13	" " PLATE LH		<del>C</del>	
16-14	" " " RH		<del>C</del>	
16-15	STARTER NUT		A	
16-16	CAST REAR PLATE		D	
16-17	FAB " "		C	
16-18	ENGINE MTG SPACER		C	
16-19	ENGINE MTG PLATE LH		C	741-16-13
16-20	" " " RH		C	741-16-14
-21	REAR CAM COVER		C	

SHEET

OF SHEETS

march

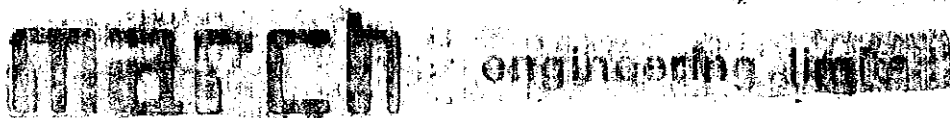
engineering limited

ASSEMBLY TITLE

ASSY. NO

17 MISCELLANEOUS

DRG. NO	DESCRIPTION	ISSUE	SIZE	ORIG. NO
741-17-01	BOSS FOR SWITCH			732-01-101
— " — 02	" " "			
— " — 03	SWITCH ASSEMBLY.			
— " — 04	BOSS — FOR WING FRAME	42-1-2		732-01-101
— " — 05	" — " " "			708-16-03
— " — 06	" — FOR OIL TANK MTC. BRKT			712-18-01
— " — 07	" — FOR CATCH DOT.			732-01-101-11
— " — 08	TUBE BOSS — FOR RAD. MTC. FRAME			712-18-01
— " — 09	SINGLE RATE SPRING CHART		B	
— " — 10	-16 AEROPUMP FITTING.	4-8-6 <sup>D</sup>	B	741-15-20
" 11	UNION JACK EMBLEM		A	
" 12	MASTER SWITCH SHAFT		C	741-17-03.
" 13	" " HOUSING		C	741-17-03
" 14	" " LEVER		C	741-17-03
" 15	" " SUPPORT		C	741-17-03.

SHEET  
OF SHEETS

 MTECH engineering limited

DRAWING SCHEDULE

ASSEMBLY TITLE

18 MARCH STANDARDS

ASSY. NO.

DRG. NO.

DESCRIPTION

ISSUE SIZE

ORIG. NO.

741-18-01

WING CHECKING GAUGE

C

SHEET

OF SHEETS

