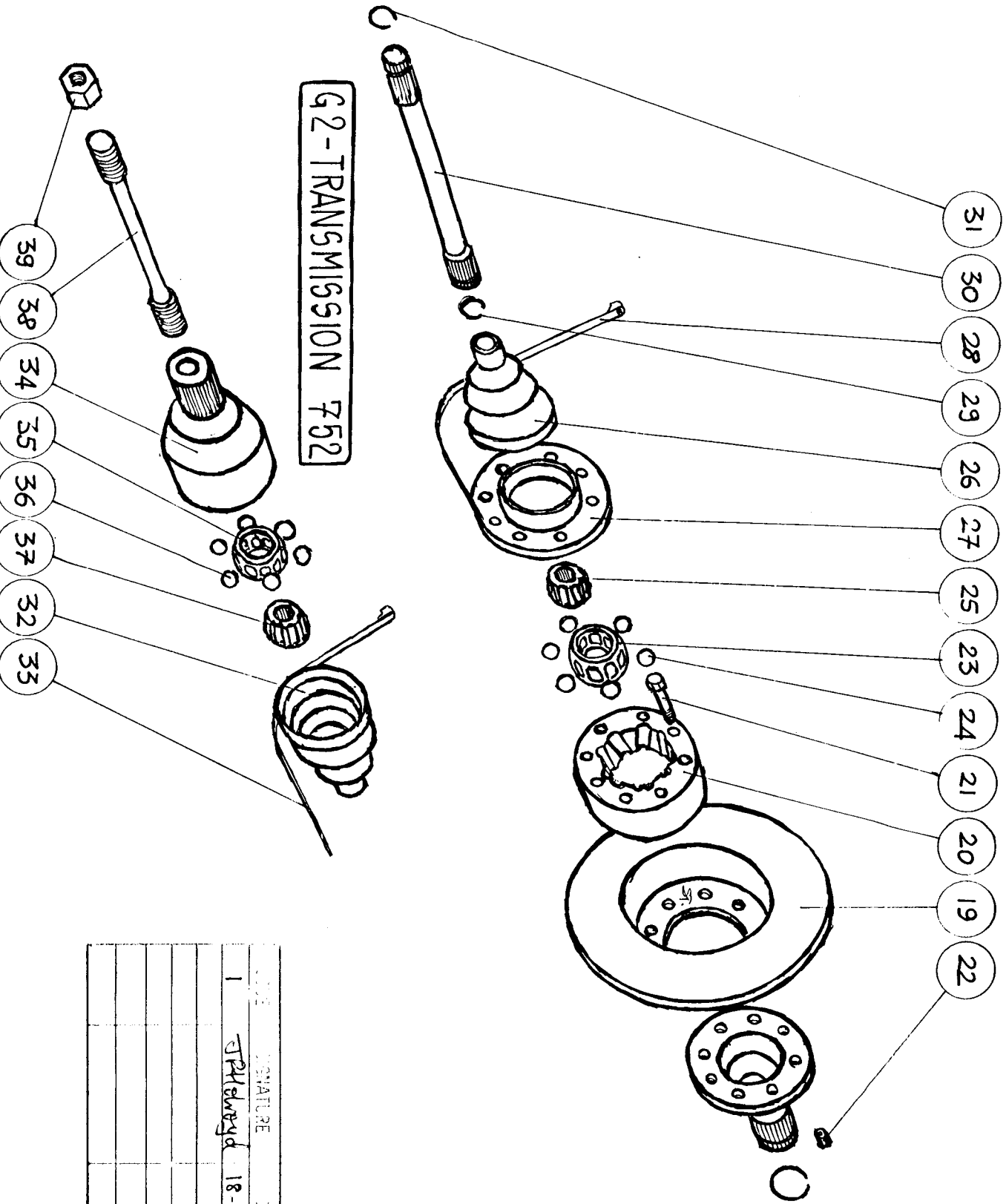
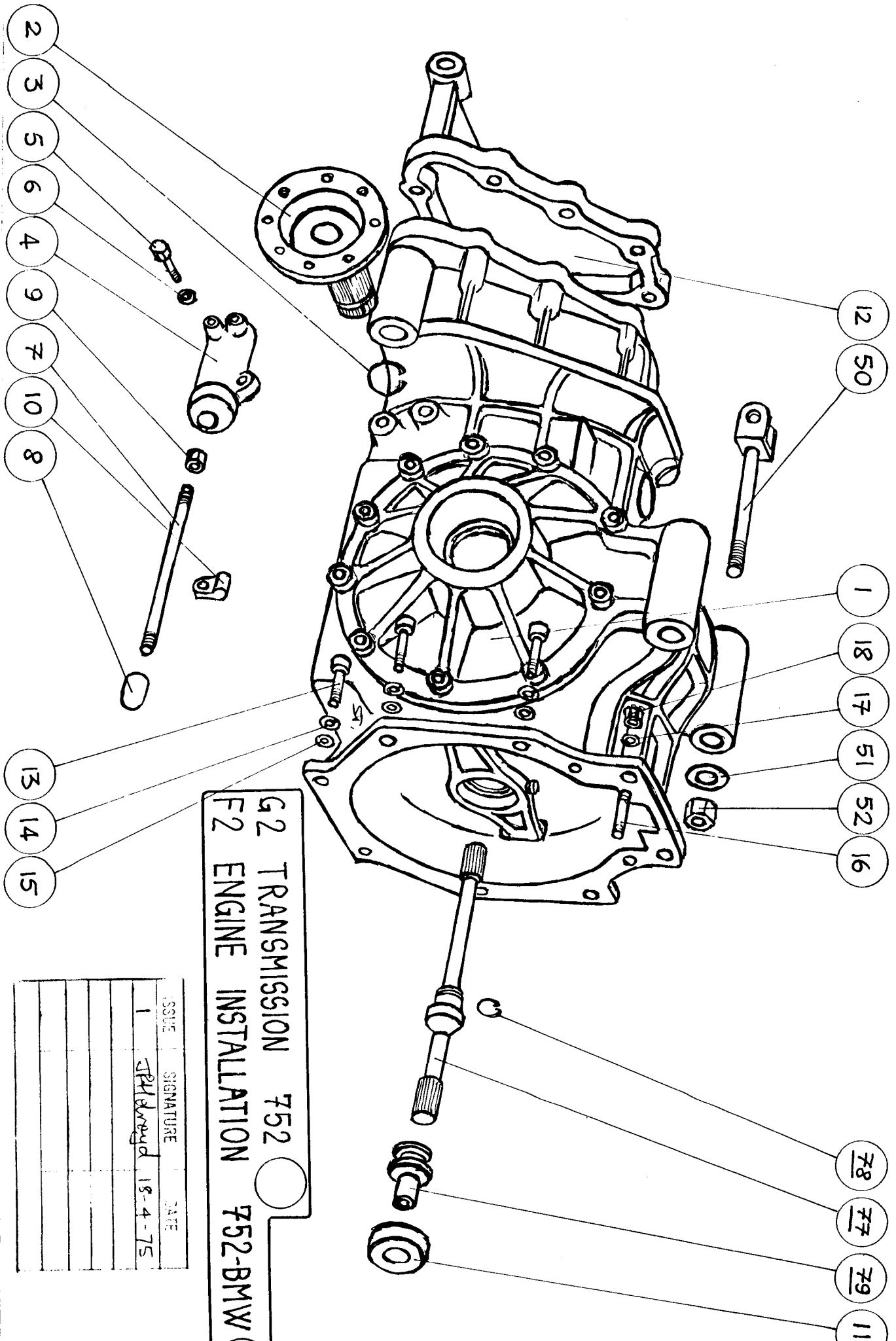


G2-TRANSMISSION 752



QTY	SIGNATURE	DATE
1	JPH/ewyd	18-4-75



G2 TRANSMISSION 752  
 F2 ENGINE INSTALLATION 752-BMW

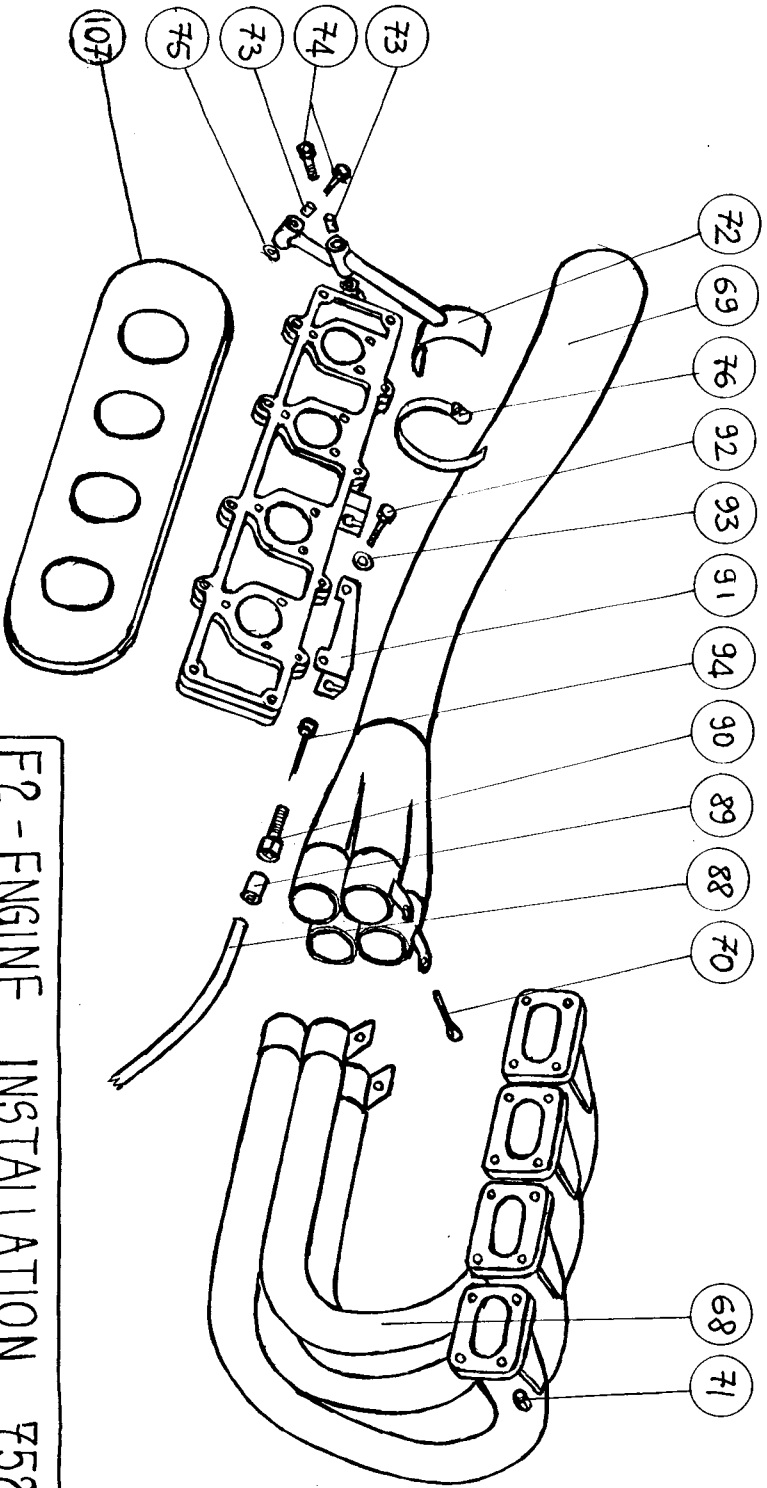
- 13
- 14
- 15

- 2
- 3
- 5
- 6
- 4
- 9
- 7
- 10
- 8

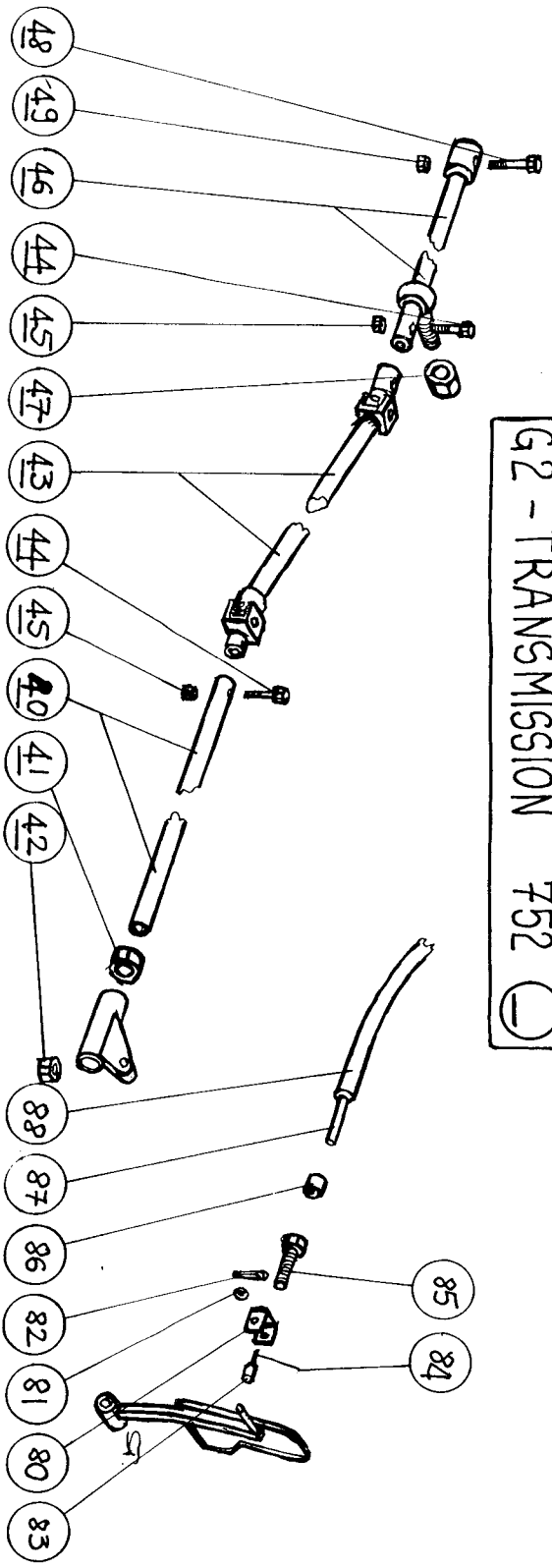
- 12
- 50
- 1
- 18
- 17
- 51
- 52
- 16

- 78
- 77
- 79
- 11

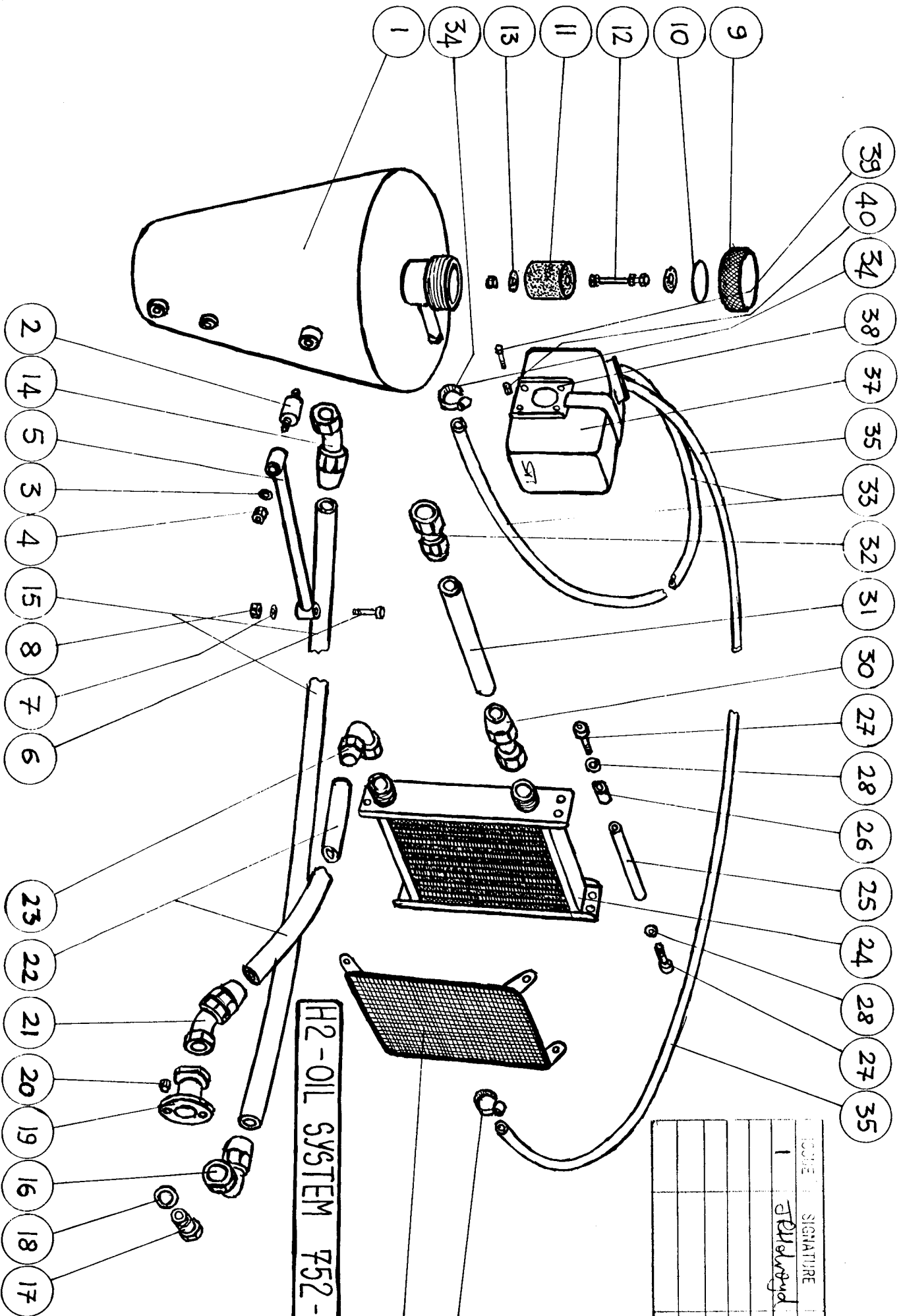
ISSUE	SIGNATURE	DATE
1	JPH/awyd	18-4-75



F2 - ENGINE INSTALLATION 752-BMW ○  
 G2 - TRANSMISSION 752 ○



ISSUE	SIGNATURE	DATE
1	W. H. ...	18-2-75
2	W. H. ...	17-6-75

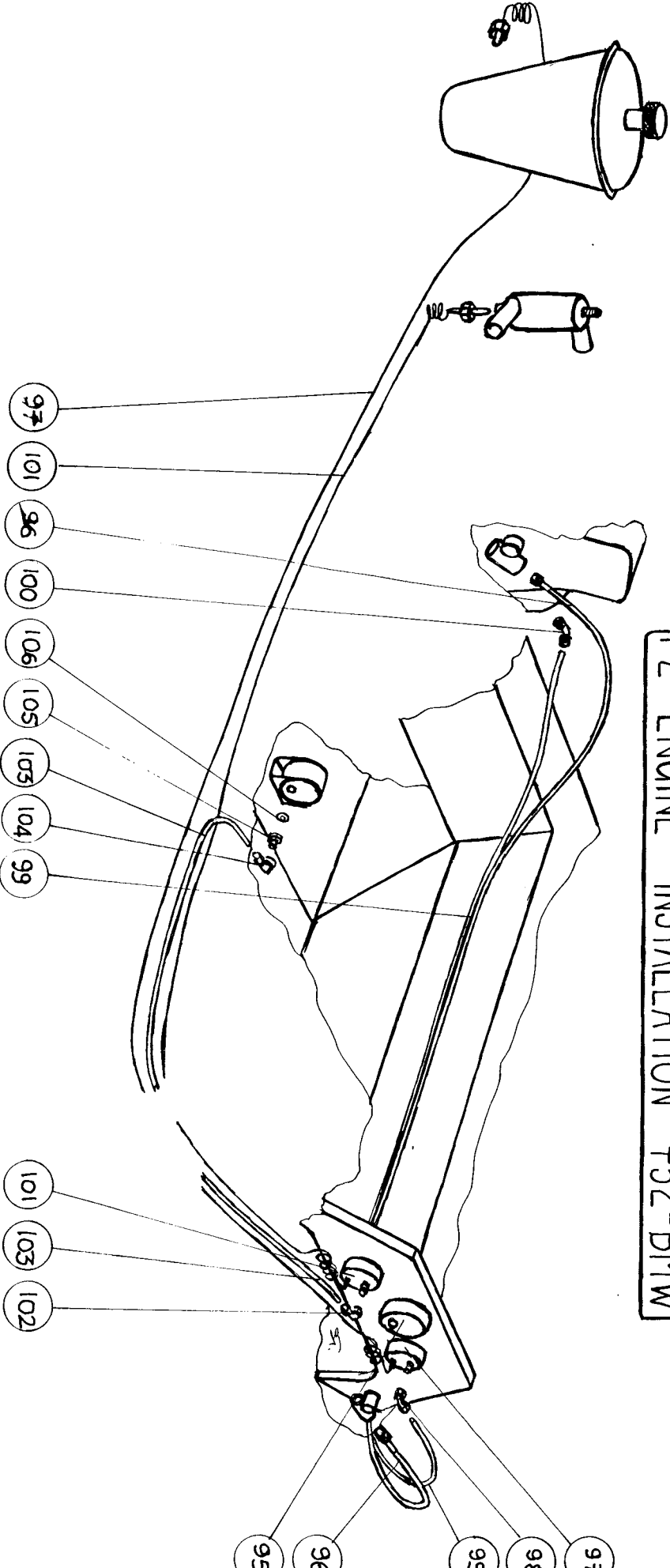


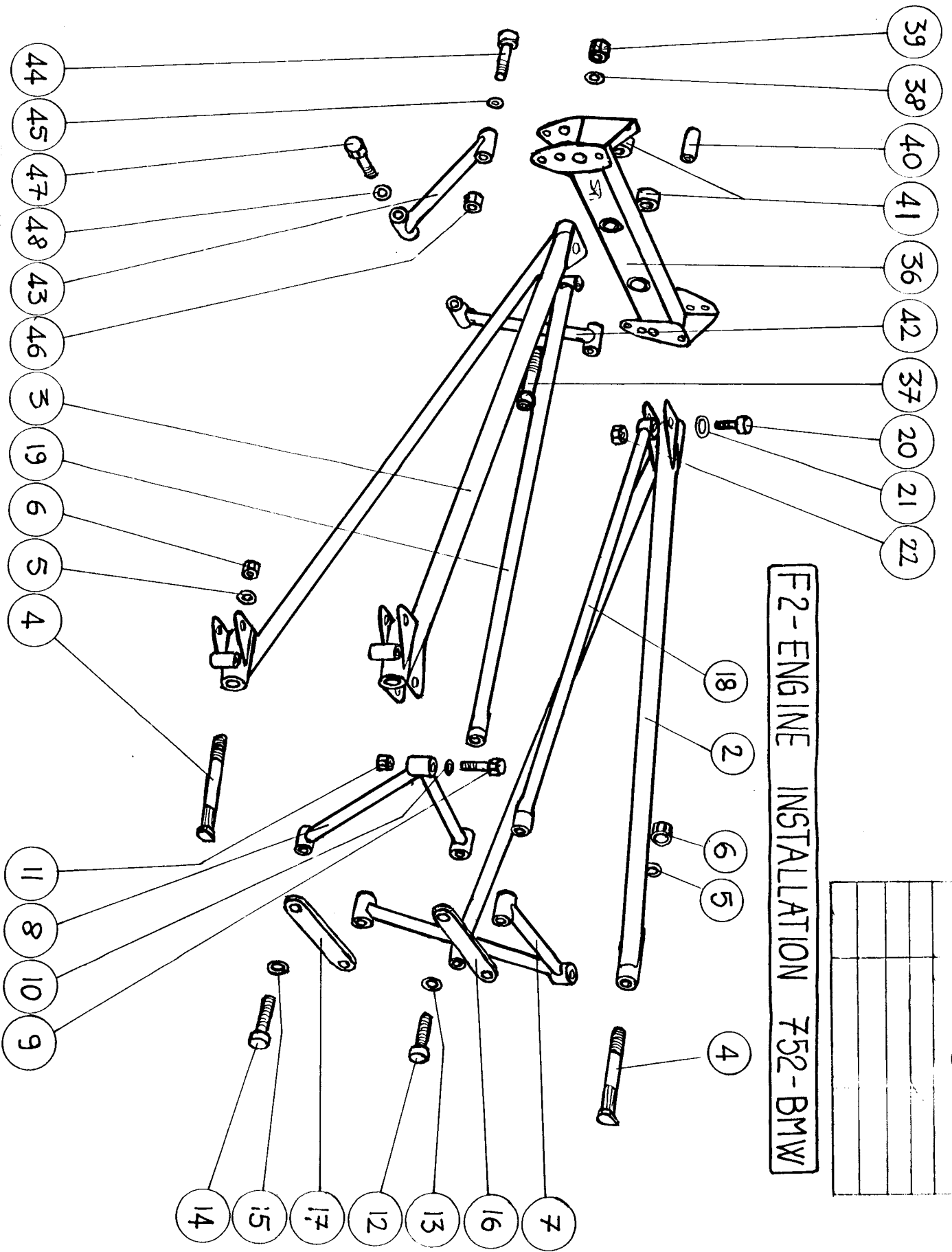
H2-OIL SYSTEM 752-BM

CODE	SIGNATURE	D
1	STU always	18-

ISSUE	SIGNATURE	DATE
1	<i>[Signature]</i>	2-2-75

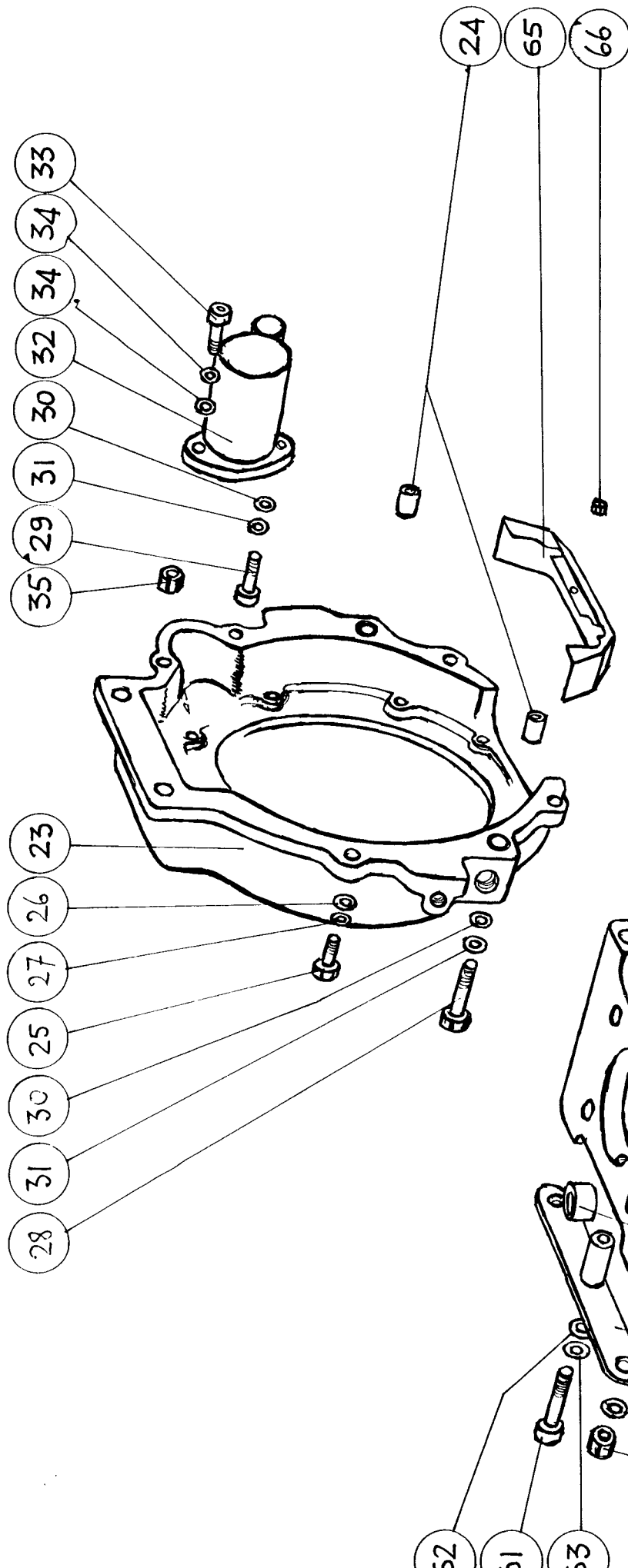
**F2 - ENGINE INSTALLATION 752-BMW**





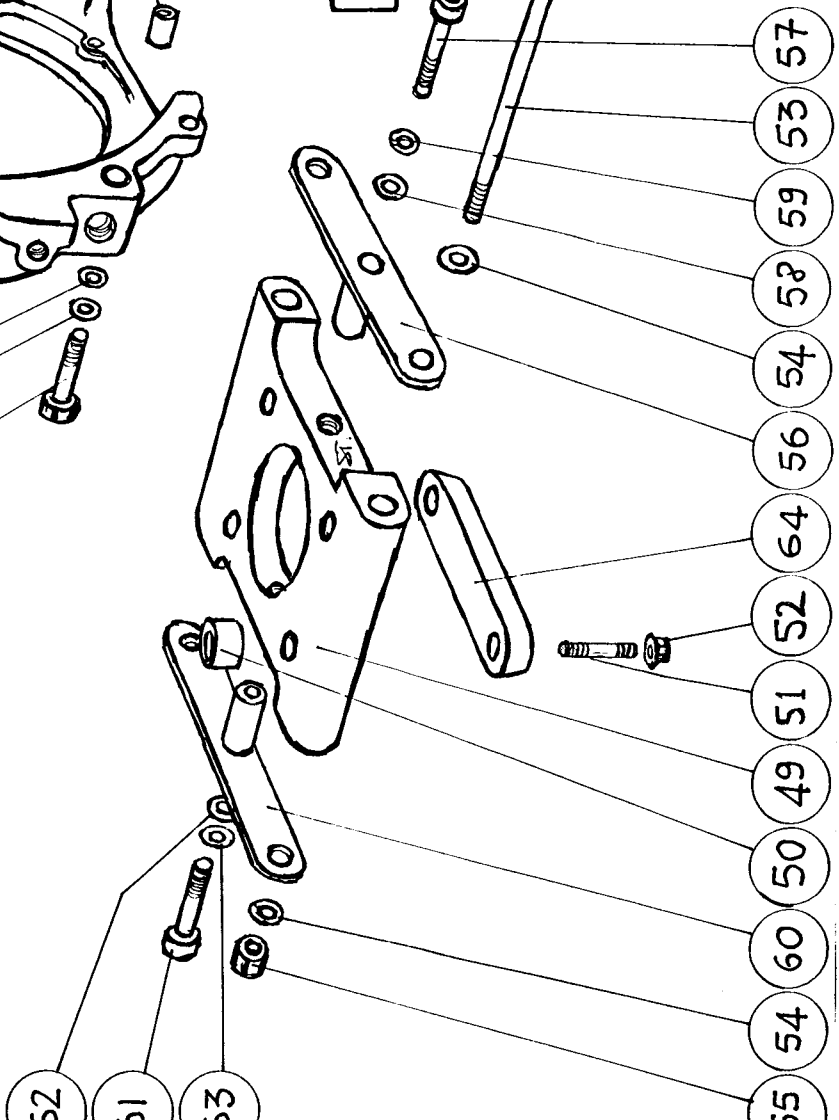
**F2-ENGINE INSTALLATION 752-BMW**

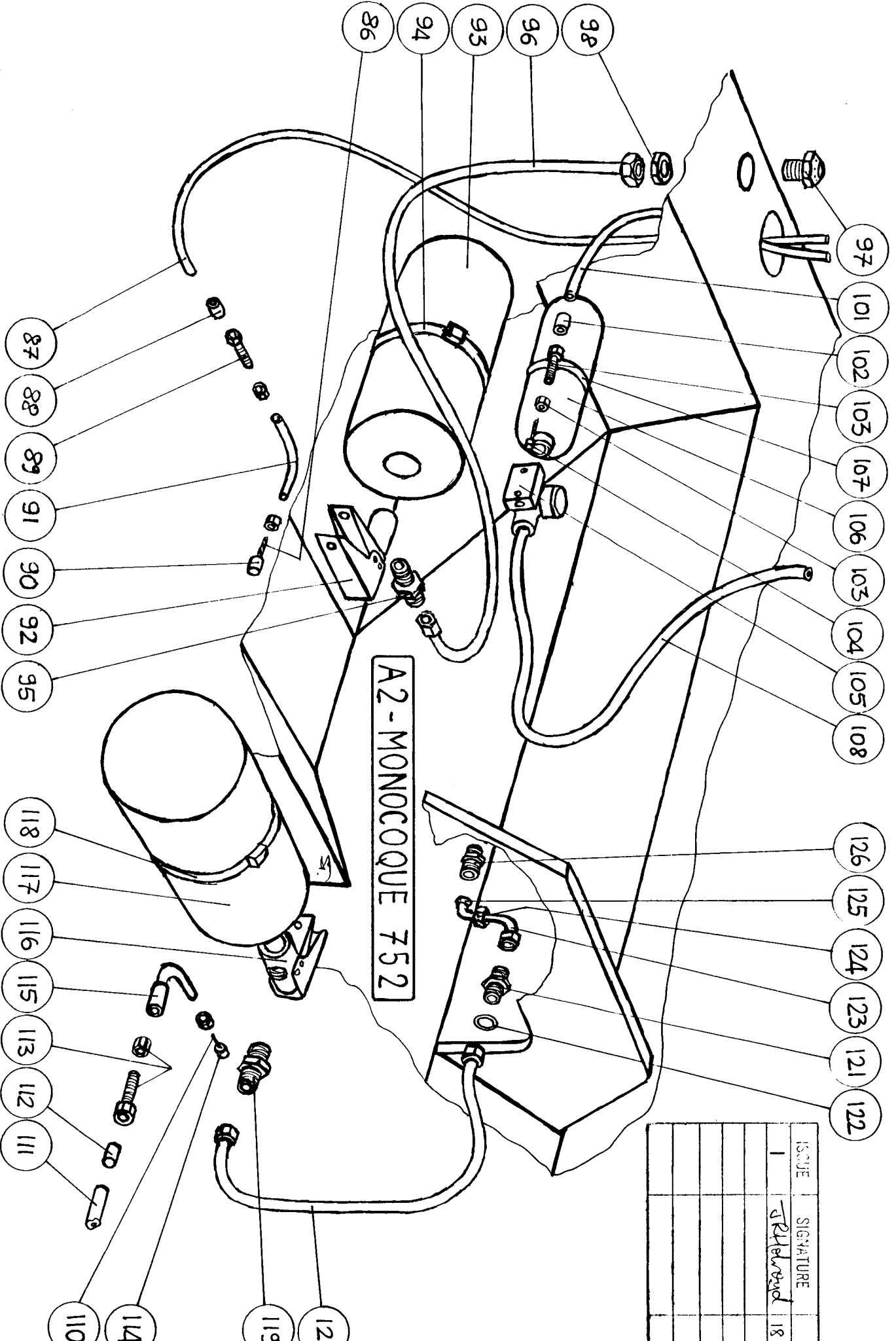
NO.	ISSUE	DATE
1	IRL changed	18-9-75



F2-ENGINE INSTALLATION 752-BMW

ISSUE	SIGNATURE	DATE
1	JPH	18-4-75
2	JPH	17-6-75

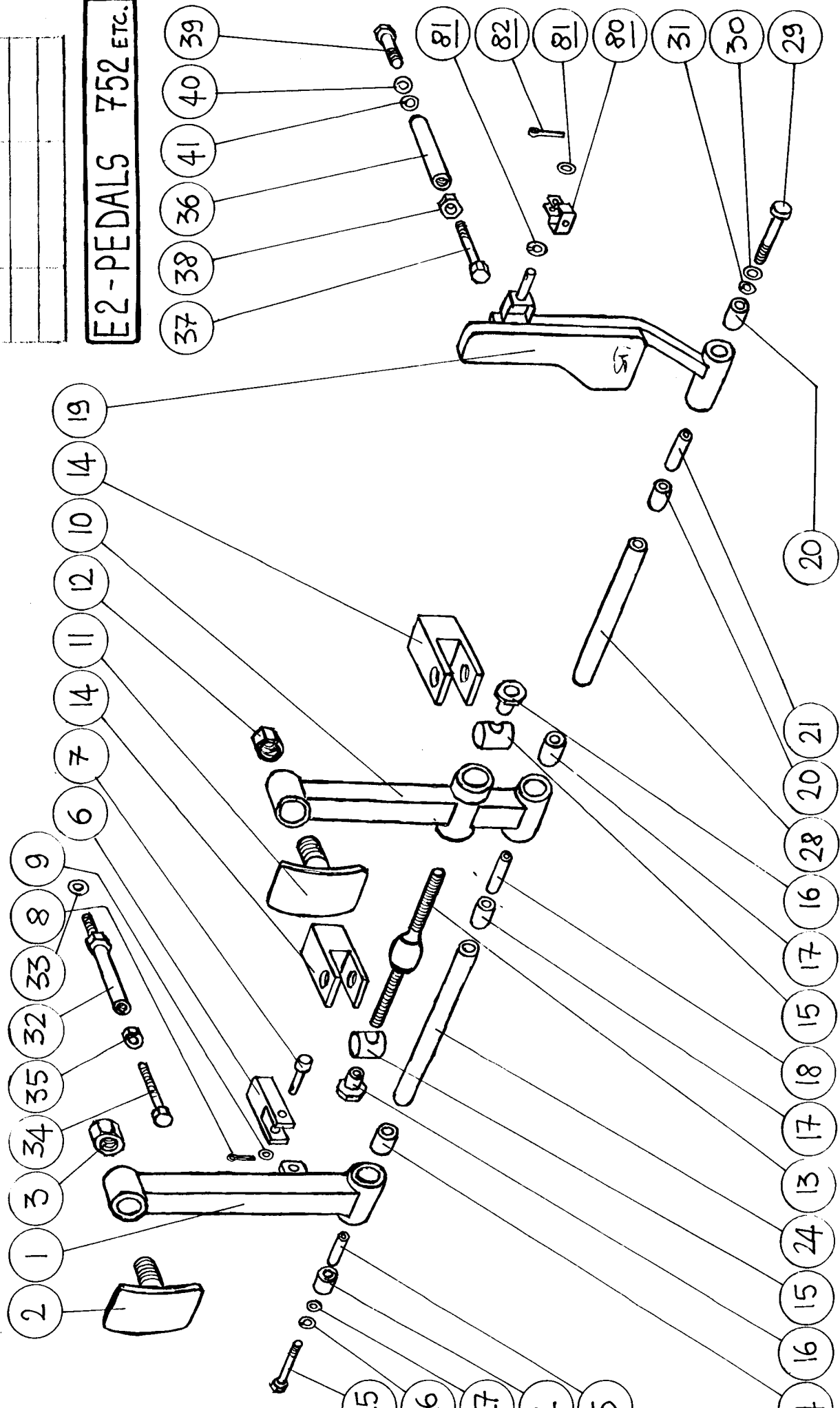




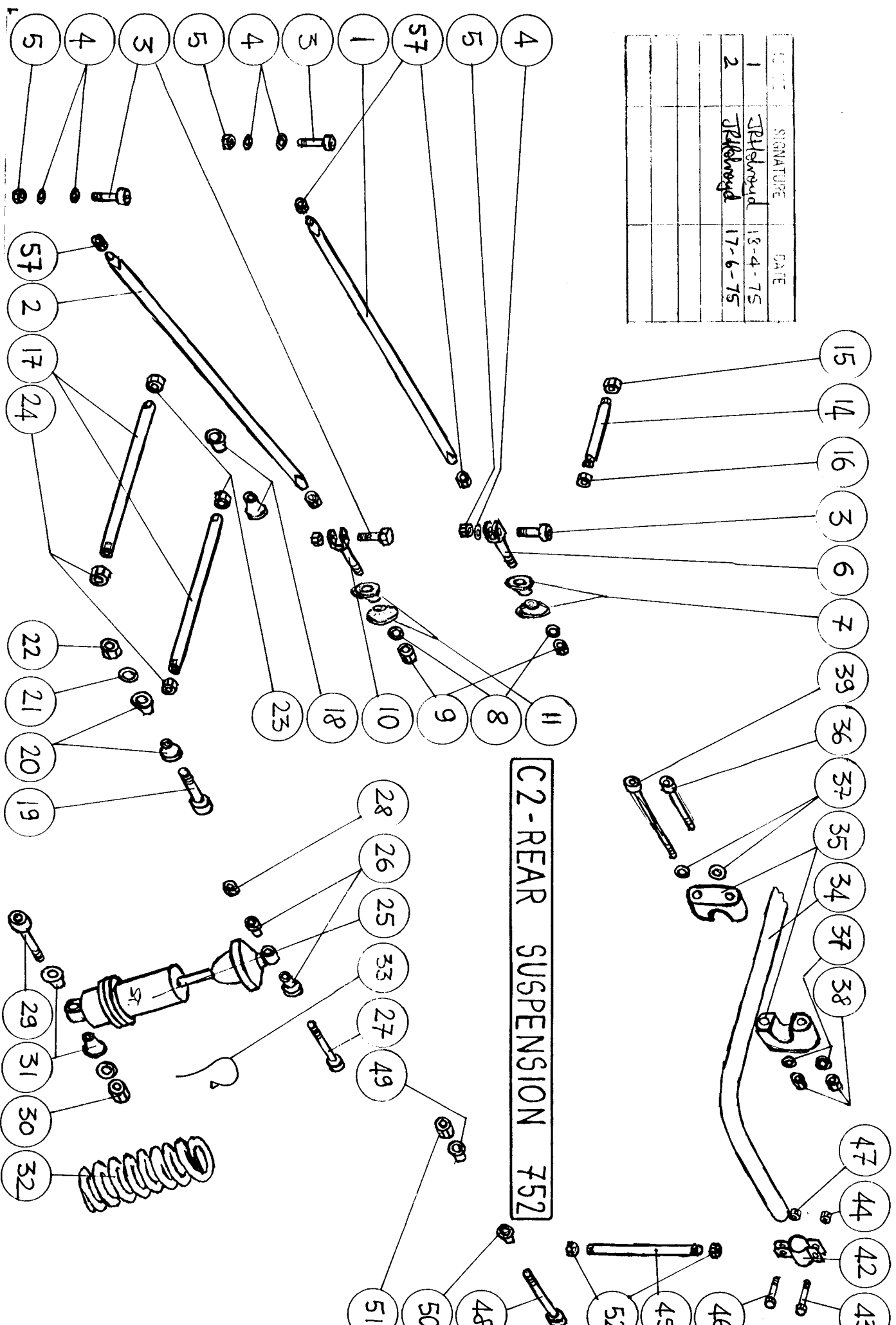
ISSUE	SIGNATURE	DATE
1	J. R. Howard	18-

NO.	SIGNATURE	DATE
1	J. Helweg	18.4.75
2	J. Helweg	16.5.75

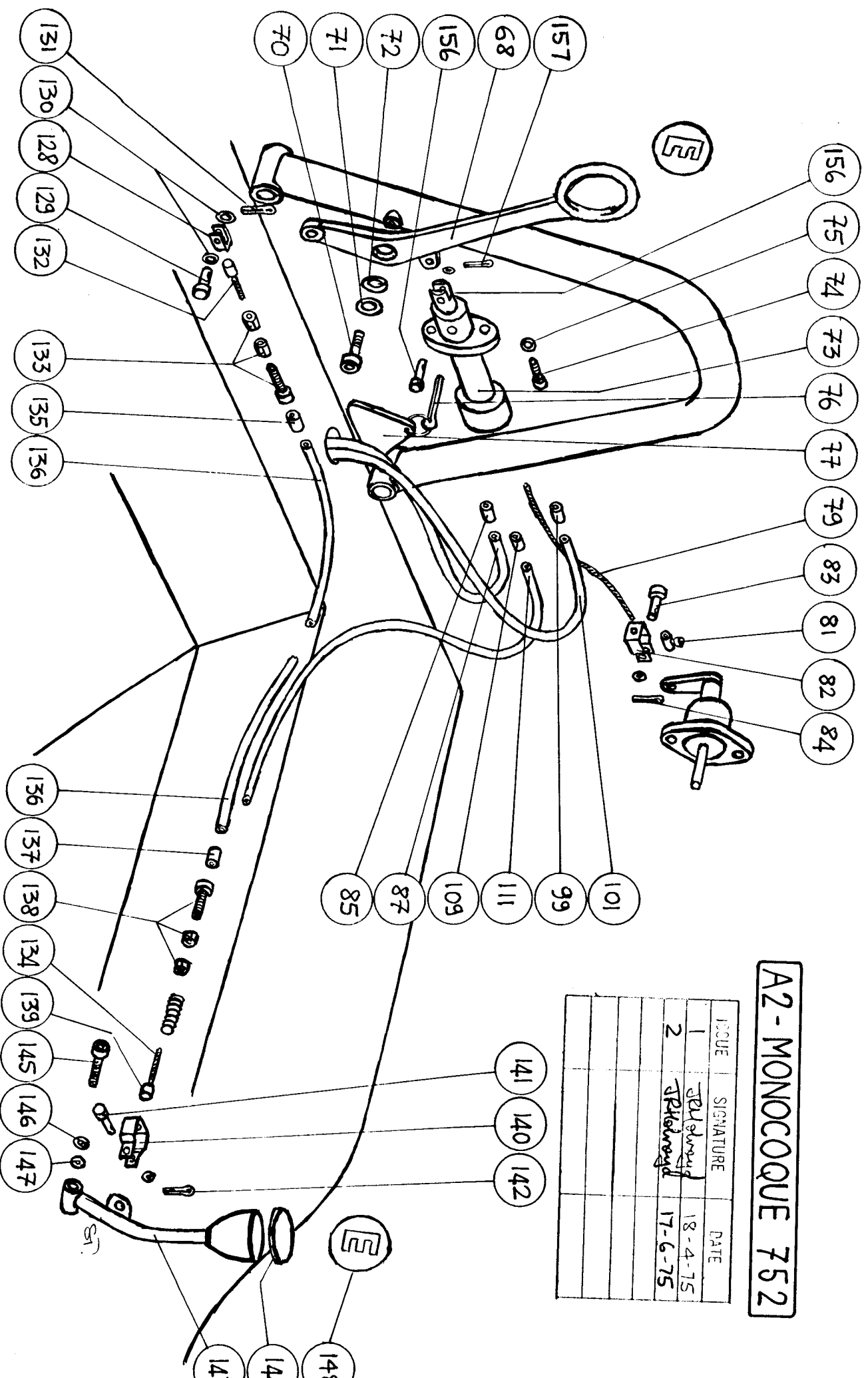
**E2-PEDALS 752 ETC.**



NO.	SIGNATURE	DATE
1	J.P. Schmidt	13-4-75
2	J.P. Schmidt	17-6-75



C2-REAR SUSPENSION 752



**A2-MONOCOQUE 752**

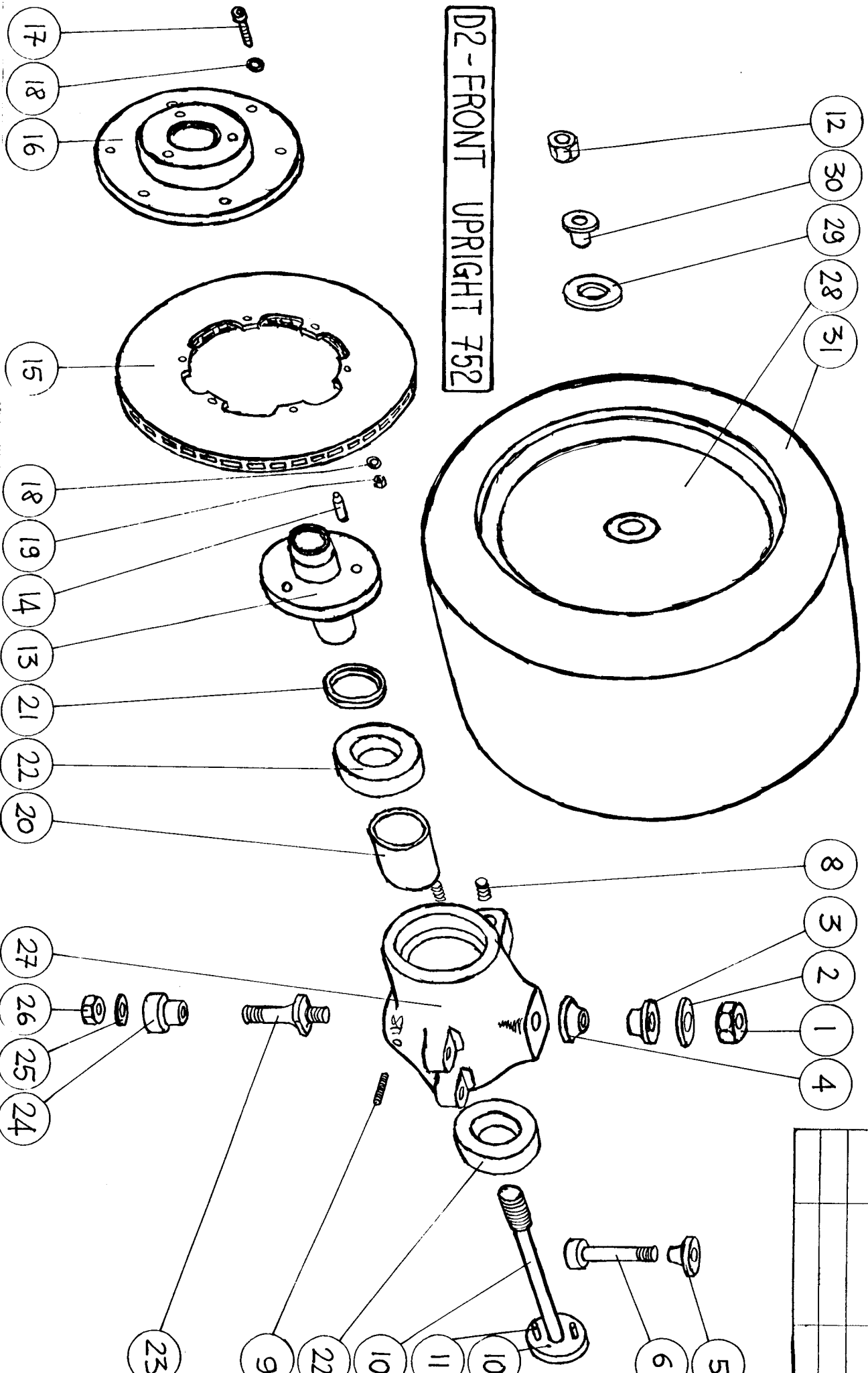
NOUE	SIGNATURE	DATE
1	<i>J.P. Simeoni</i>	18-4-75
2	<i>J.P. Simeoni</i>	17-6-75

- 156
- 75
- 74
- 73
- 76
- 77
- 79
- 83
- 81
- 82
- 84

- 157
- 68
- 156
- 72
- 71
- 70
- 131
- 130
- 128
- 129
- 132
- 133
- 135
- 136
- 101
- 99
- 111
- 109
- 87
- 85

- 136
- 137
- 138
- 134
- 139
- 145
- 146
- 147
- 141
- 140
- 142
- 148
- 144
- 143

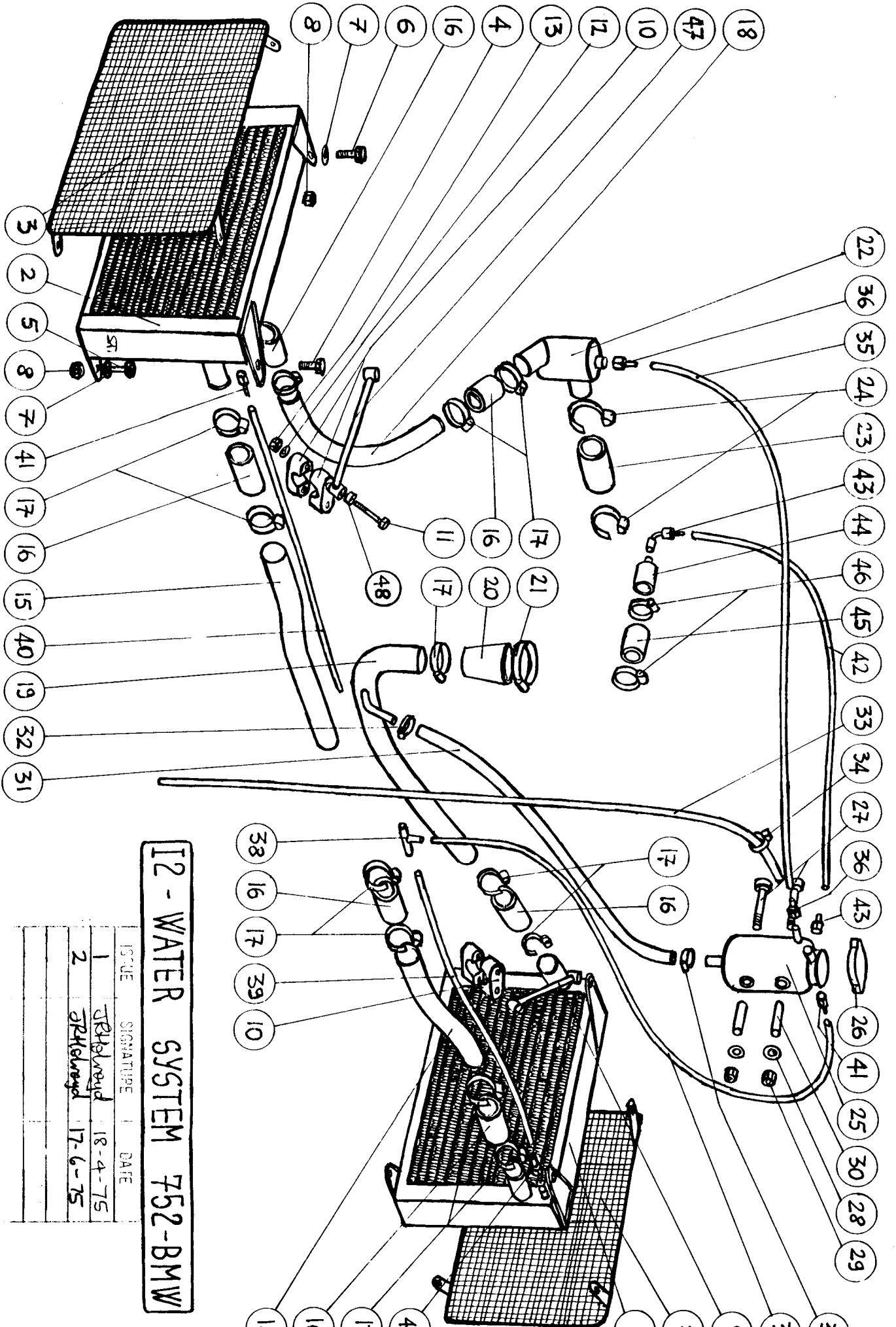
D2-FRONT UPRIGHT 752



ISSUE	SIGNATURE	DATE
1	J. Edwards	18-4
2	J. Edwards	17-6





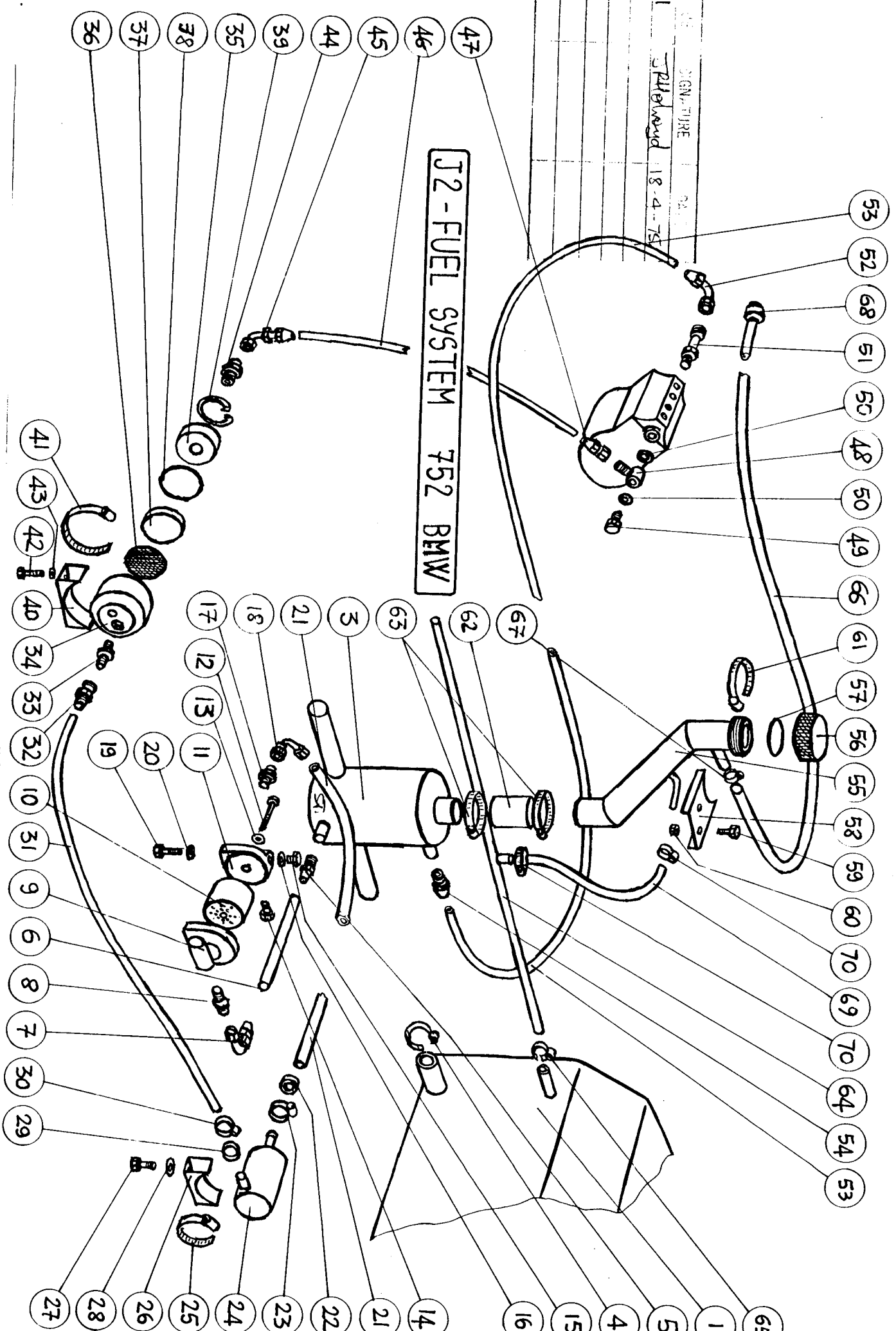


**I2 - WATER SYSTEM 752-BMW**

ISSUE	SIGNATURE	DATE
1	JRH/ward	18-4-75
2	JRH/ward	17-6-75

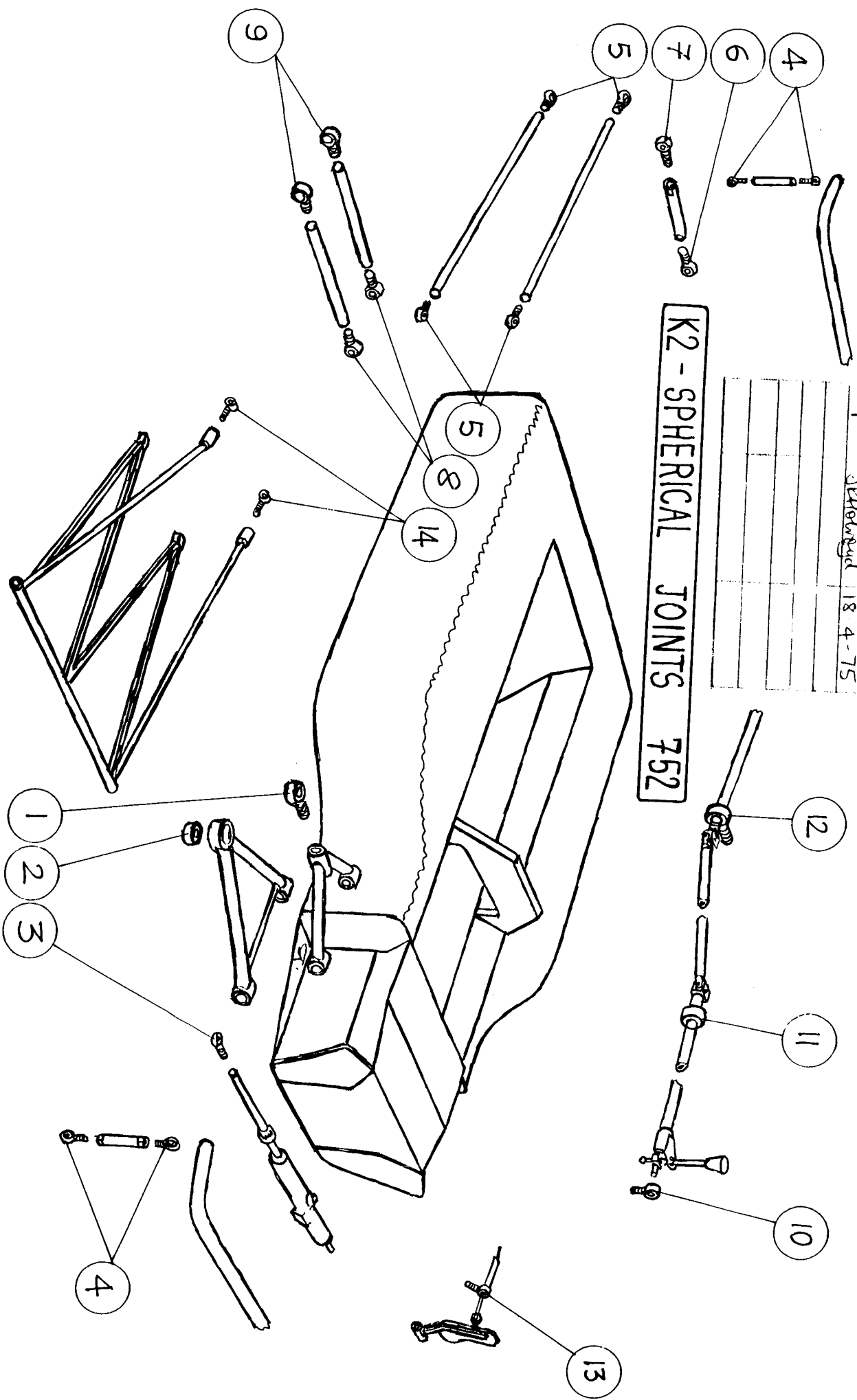
SIGNATURE  
J.P. Edwards 18-4-75

# J2 - FUEL SYSTEM 752 BMW

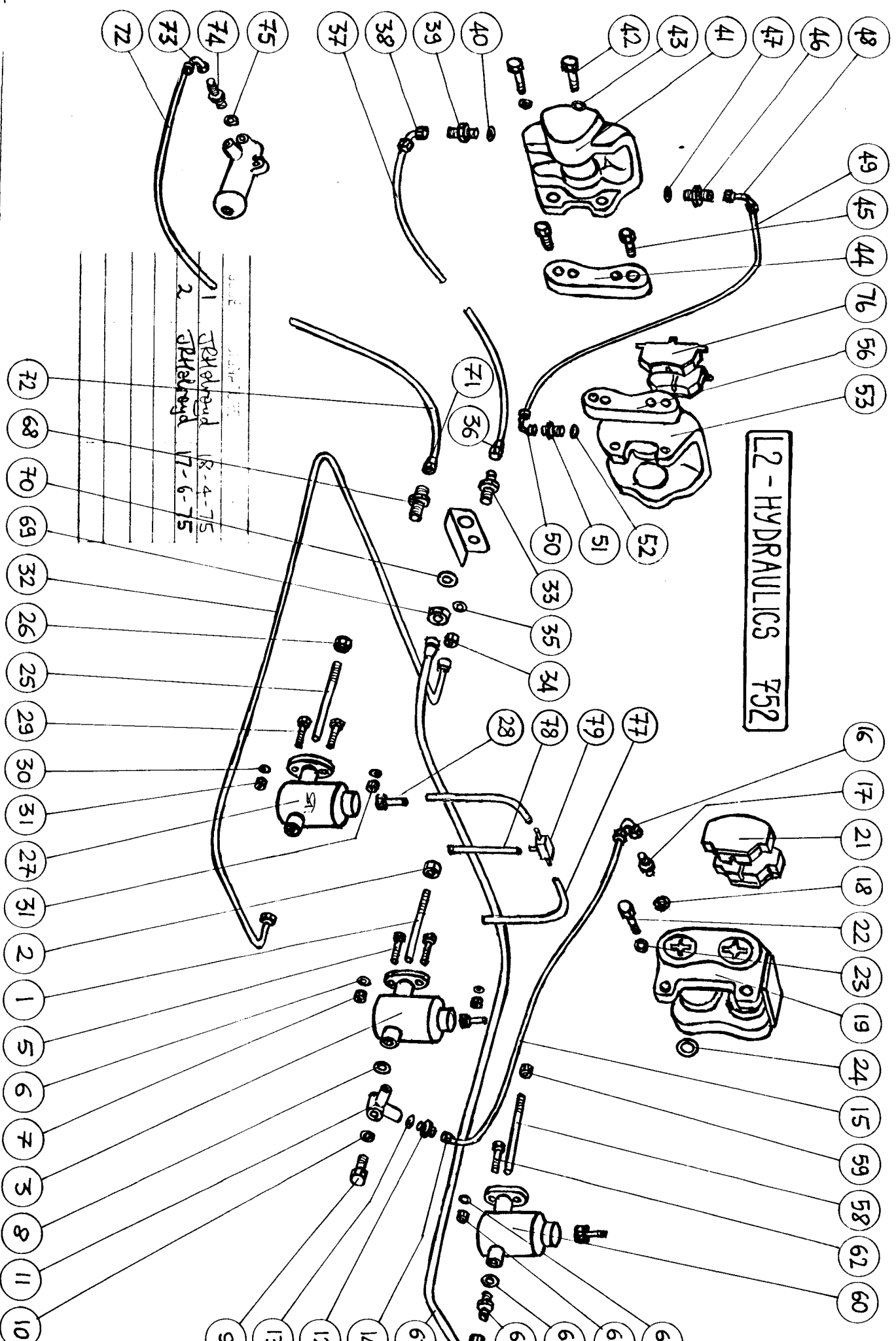


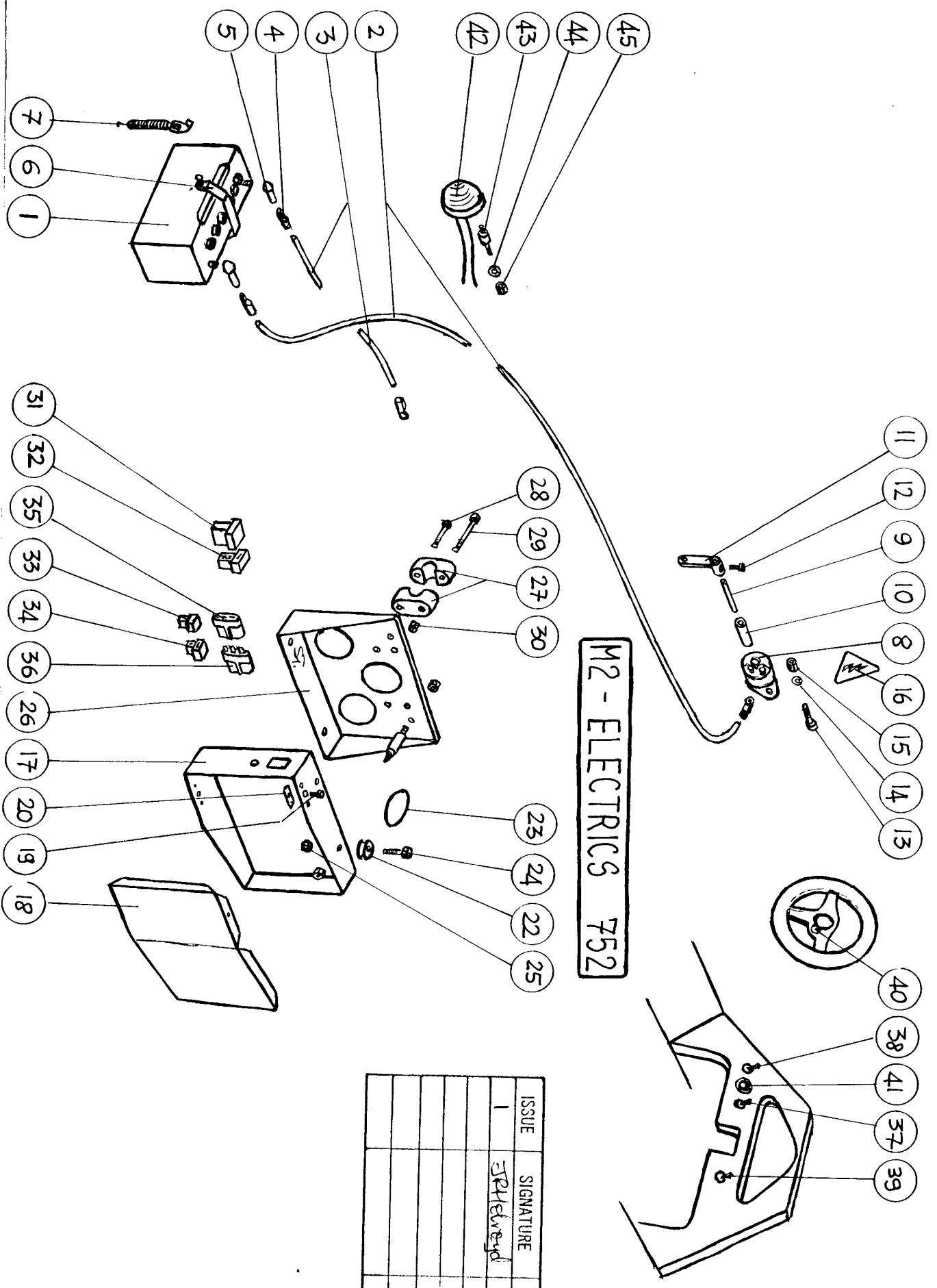
DATE	SIGNATURE
18 4-75	Photograph

K2 - SPHERICAL JOINTS 752



L2 - HYDRAULICS 752



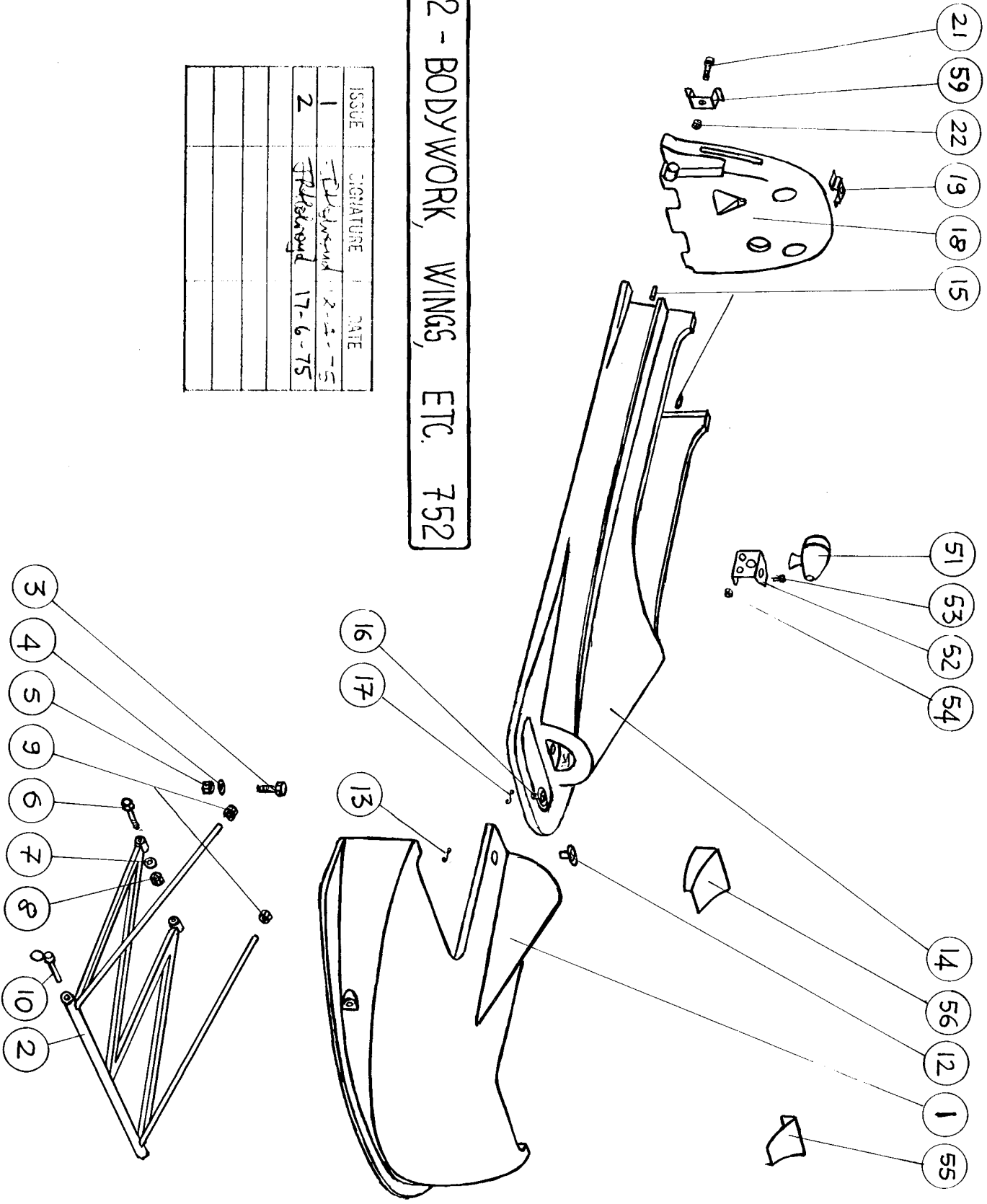


M2 - ELECTRICS 752

ISSUE	SIGNATURE	DATE
1	SPH	18-4-75

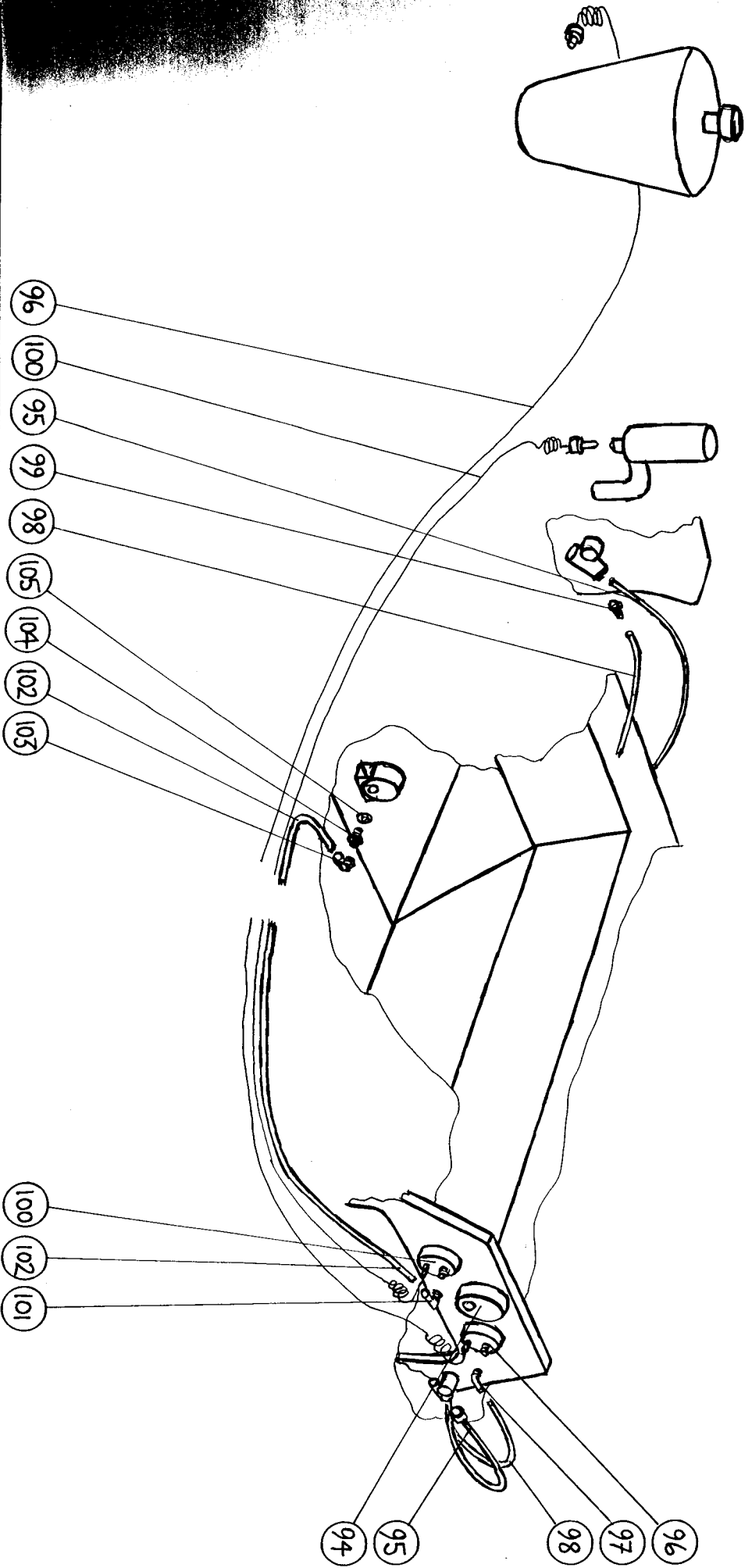
N2 - BODYWORK, WINGS, ETC. 752

ISSUE	SIGNATURE	DATE
1	<i>Di...</i>	2-2-75
2	<i>F...</i>	17-6-75




ISSUE	SIGNATURE	DATE
1	Skidmore	2-5-75

F3 - ENGINE INSTALLATION 752 SCHNITZER

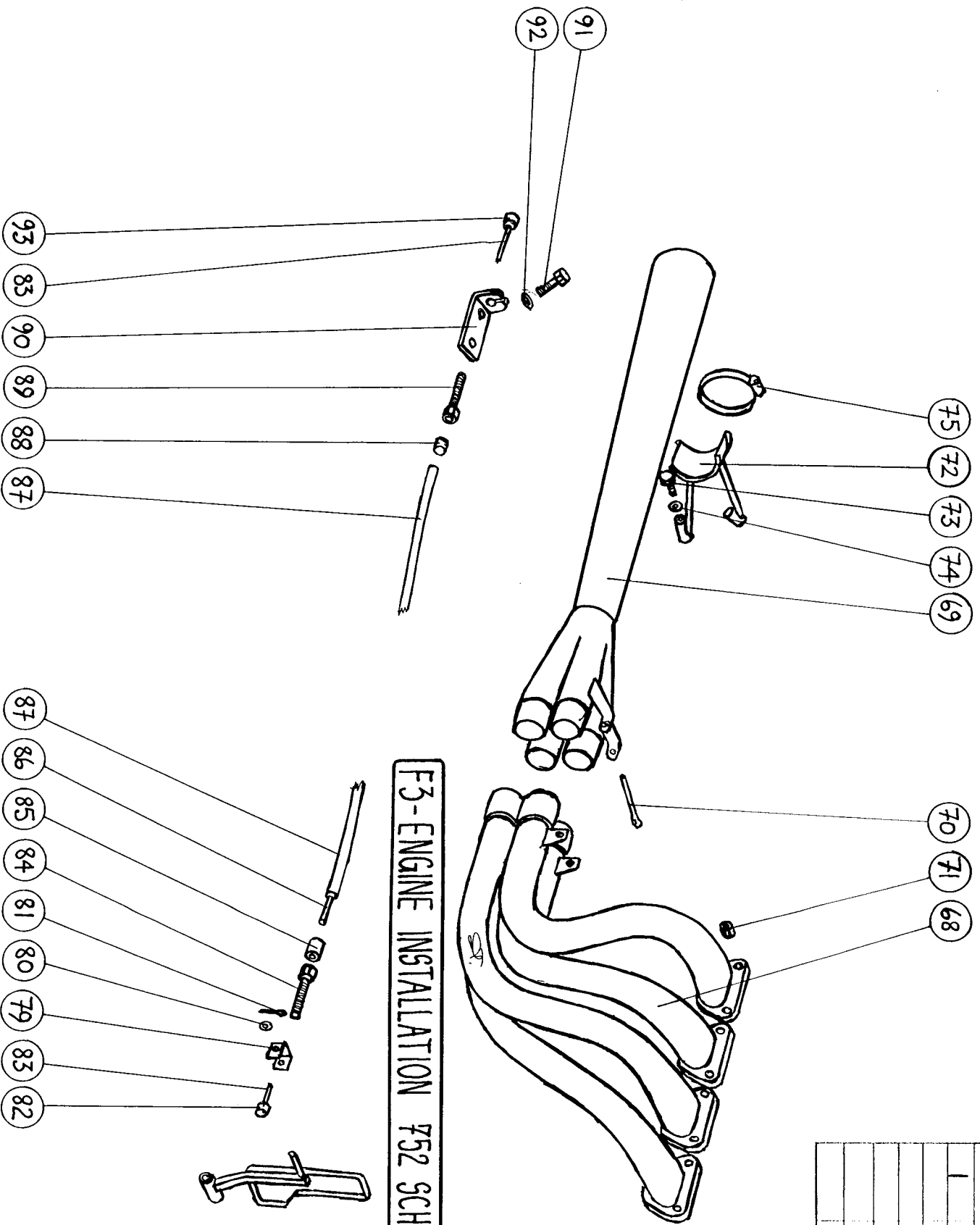


752

SCHNITZER

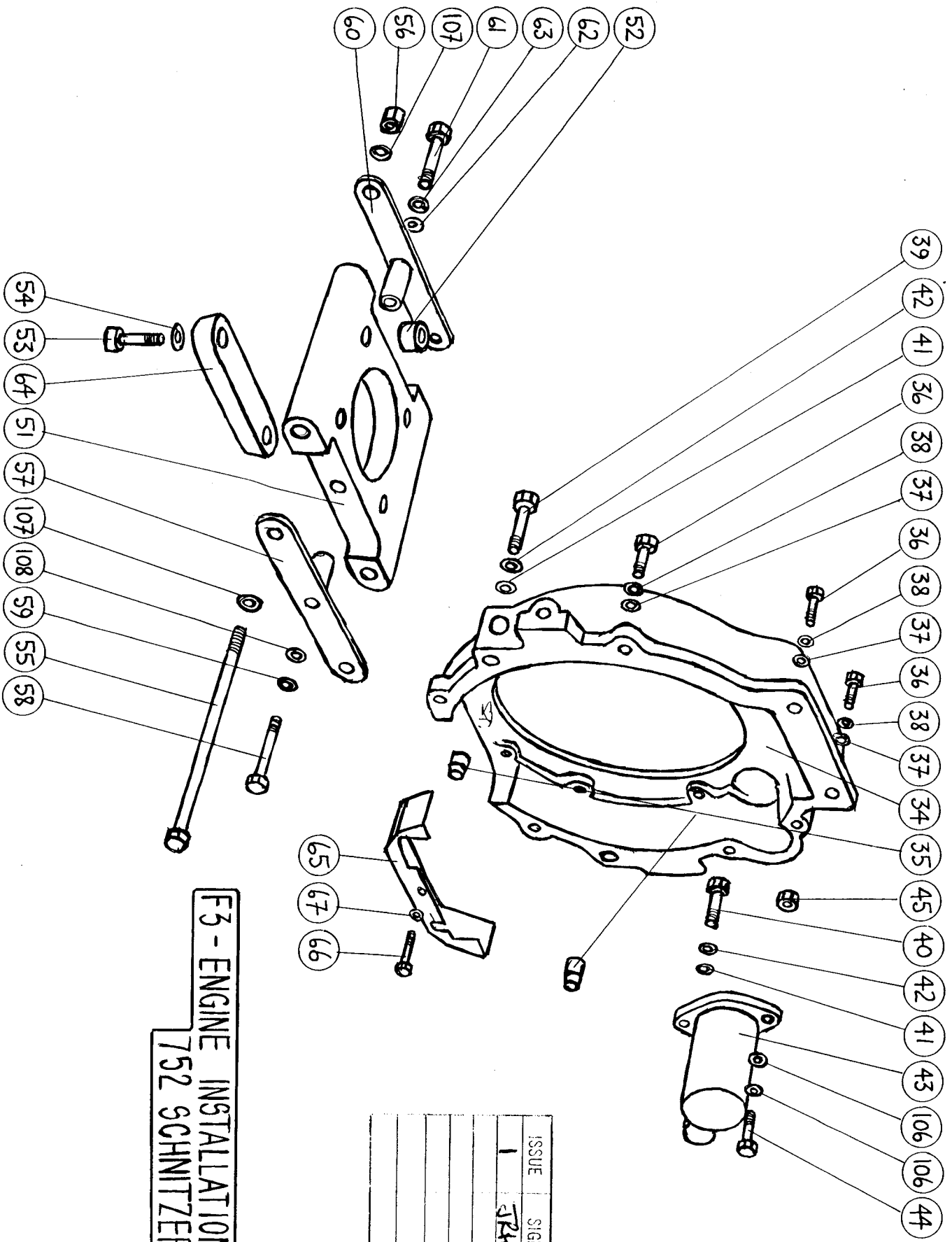


SCALE	SIGNATURE	DATE
1	J. P. [Signature]	2-5-75



F3-ENGINE INSTALLATION 752 SCHNITZER

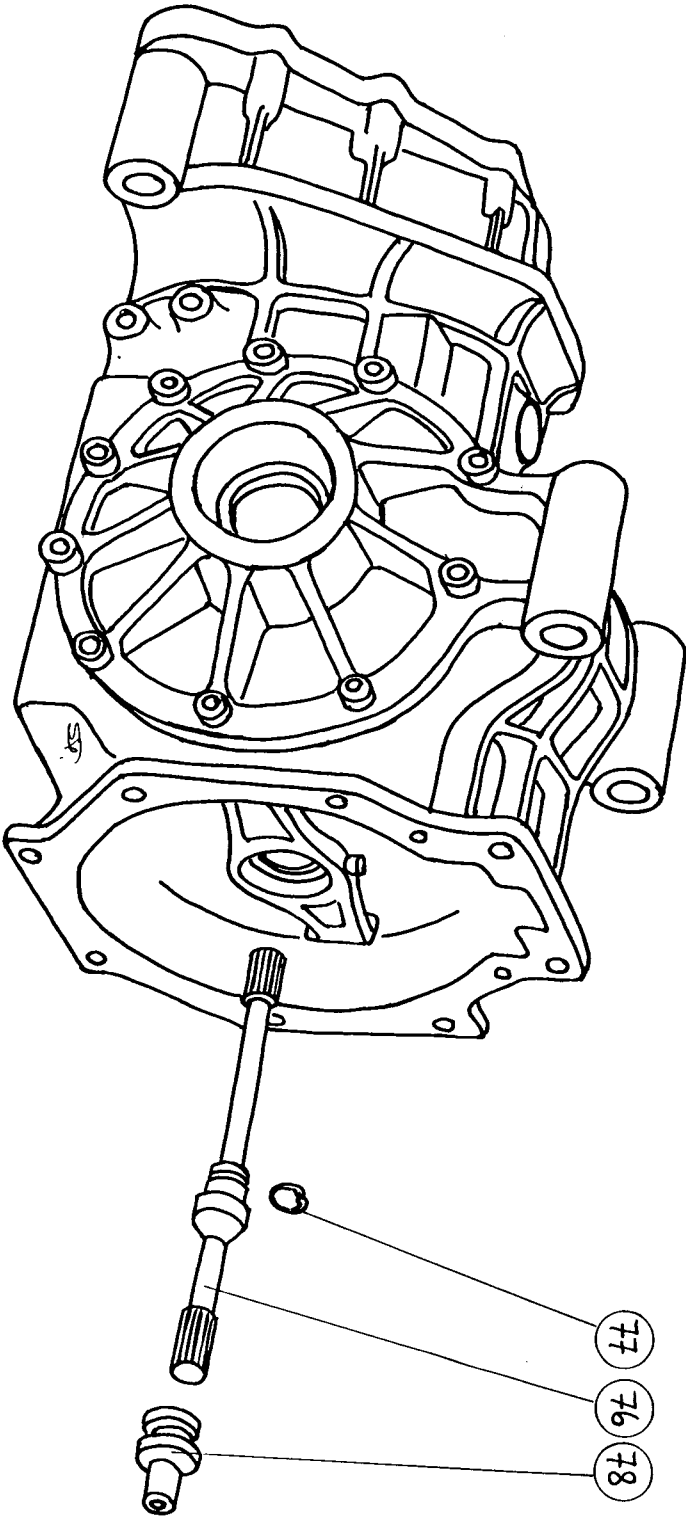




**F3 - ENGINE INSTALLATION**  
**752 SCHNITZER**

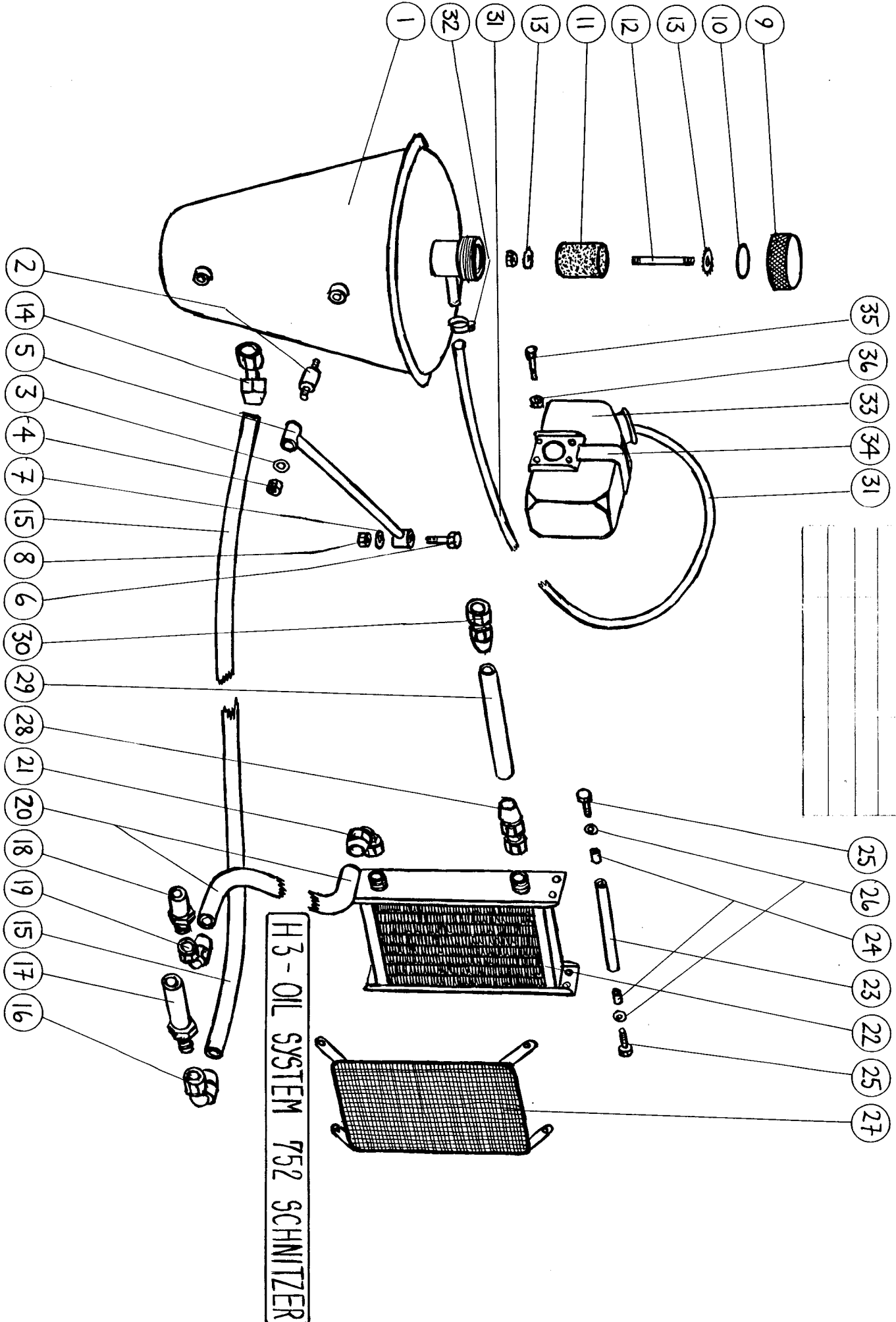
ISSUE	SIGNATURE	DATE
1	JR Howard	2-5-75

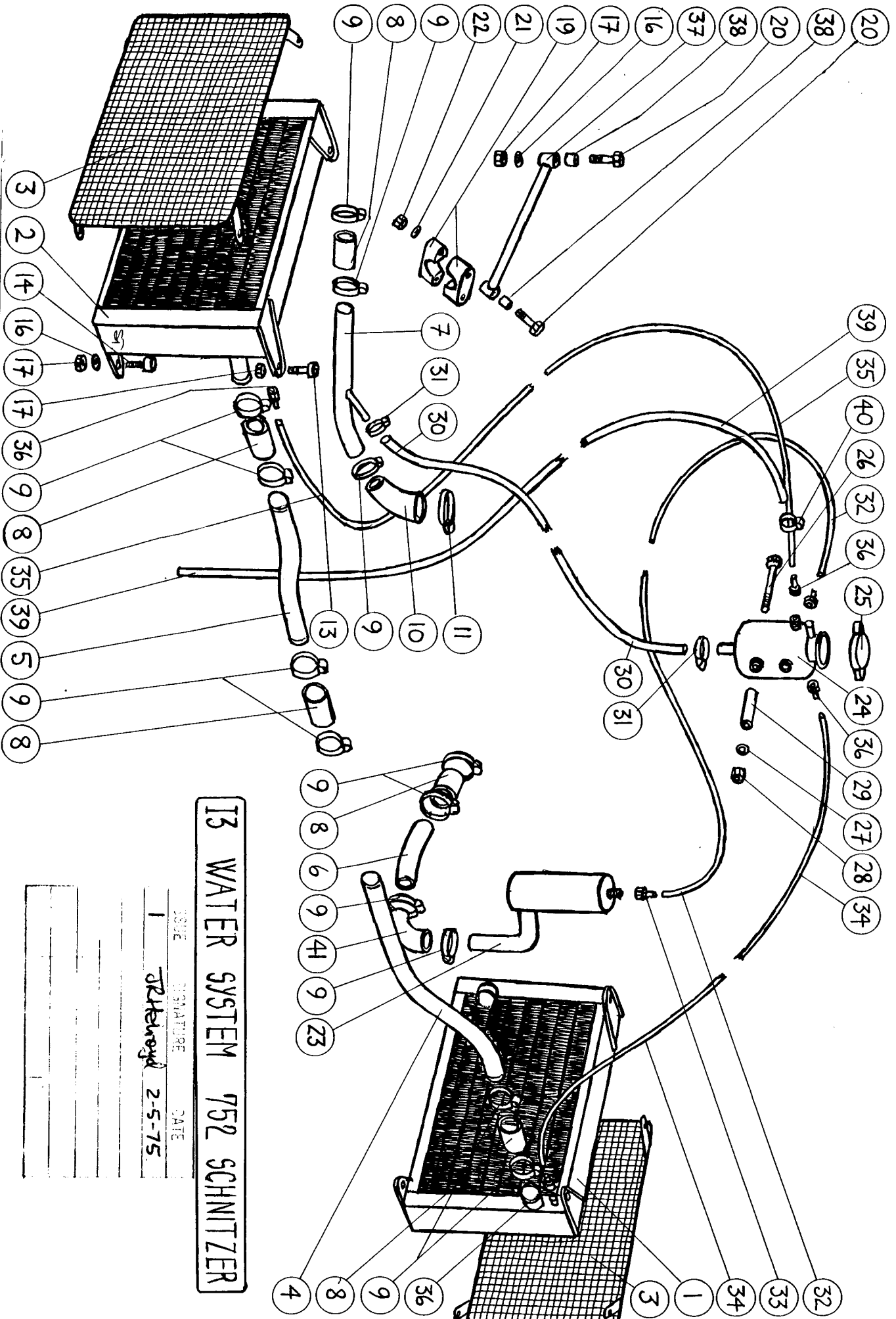
ISSUE	SIGNATURE	DATE
1	J. R. Howard	2-5-75



F3-ENGINE INSTALLATION 752 SCHNITZER

ISSUE	SIGNATURE	DATE
1	J. P. H. H. H.	2-5-75





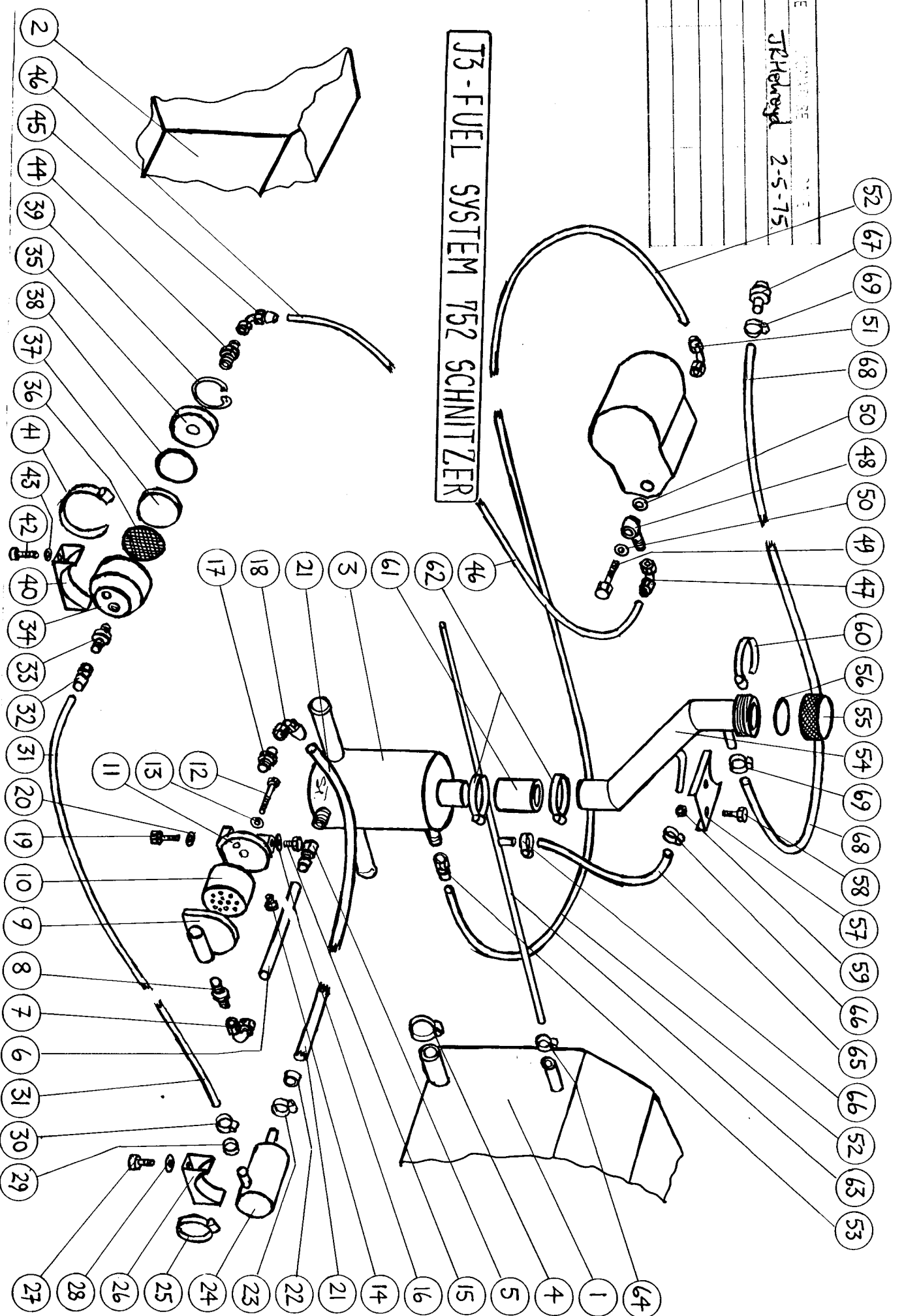
**I3 WATER SYSTEM 752 SCHNITZER**

NAME \_\_\_\_\_  
 SIGNATURE *Dr. Henry*  
 DATE 2-5-75

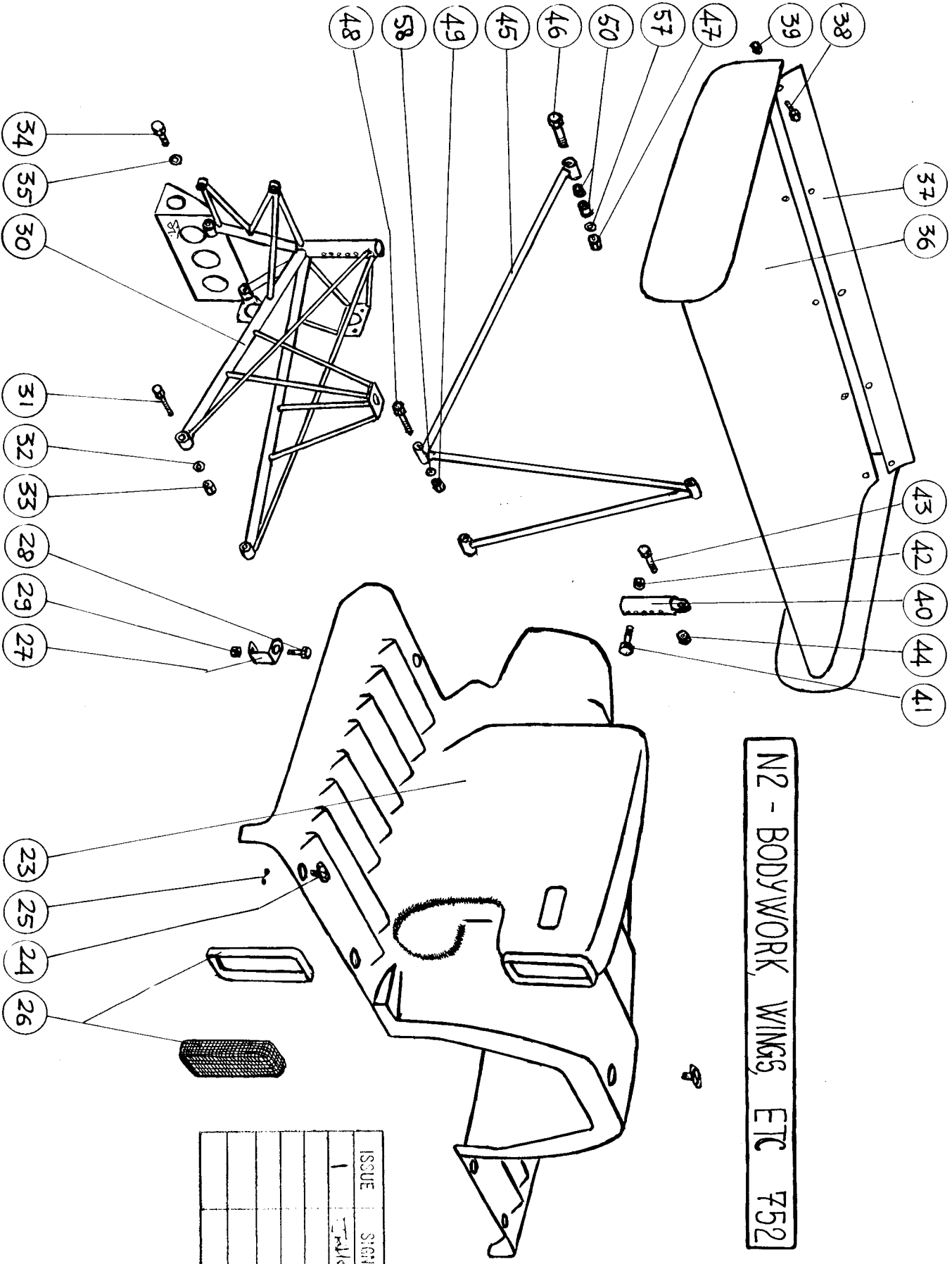
\_\_\_\_\_  
 \_\_\_\_\_  
 \_\_\_\_\_  
 \_\_\_\_\_  
 \_\_\_\_\_

FIGURE	DATE
1	JRH/evyd 2-5-75

**J3 - FUEL SYSTEM 752 SCHNITZER**



N2 - BODYWORK, WINGS, ETC 752



ISSUE	SIGNATURE	DATE
1	Edwards	12 4 75

ISSUE	SIGNATURE	DATE
1	J. Holroyd	18-4-75
2	J. Holroyd	16-5-75

SECTION E2

Item	Ref. No.	Matrix	No. Off	Detail
<u>CLUTCH PEDAL ASSEMBLY</u>	<u>722-08-02</u>		<u>1</u>	
COMPRISES:				
1 CLUTCH PEDAL	712-08-09	1-2-3	1	
2 CLUTCH PEDAL PAD	712-08-15	1-2-4	1	
3 CLUTCH PEDAL PAD LOCKNUT	TD 390	13-4-11	1	( $\frac{5}{8}$ " UNF HALF)
4 CLUTCH PEDAL PIVOT BEARING	TD 126	8-1-10	2	
5 CLUTCH PEDAL PIVOT BUSH	712-08-07	4-5-11	1	
6 CLUTCH CLEVIS	TD	7-1-6	1	
7 CLUTCH CLEVIS PIN	752-08-03	4-3-15	1	
8 CLUTCH CLEVIS SPLIT PIN	TD	23-1-14	1	( $\frac{3}{32}$ " x 1")
9 CLUTCH CLEVIS PIN PLAIN WASHER	TD 323	20-1-7	2	( $\frac{5}{16}$ " T&C)
<u>BRAKE PEDAL ASSEMBLY</u>	<u>722-08-01</u>		<u>1</u>	
COMPRISES:				
10 BRAKE PEDAL	712-08-06	1-2-5	1	
11 BRAKE PEDAL PAD	712-08-15	1-2-4	1	
12 BRAKE PEDAL PAD LOCKNUT	TD 390	13-4-11	1	( $\frac{5}{8}$ " UNF HALF)
13 BALANCE BAR SHAFT	752-08-02	4-3-11	1	
14 BALANCE BAR YOKE	703-08-01	4-5-14	2	
15 BALANCE BAR YOKE INSERT	703-08-03	4-5-13	2	
16 BALANCE BAR NUT	703-08-02	4-6-1	2	
17 BRAKE PEDAL PIVOT BEARING	TD 126	8-1-10	2	
18 BRAKE PEDAL PIVOT BUSH	712-08-07	4-5-11	1	
<u>THROTTLE PEDAL ASSEMBLY</u>	<u>722-08-03</u>		<u>1</u>	
COMPRISES:				
19 THROTTLE PEDAL	712-08-10	1-2-6	1	
20 THROTTLE PEDAL PIVOT BEARING	TD 126	8-1-10	2	
21 THROTTLE PEDAL PIVOT BUSH	712-08-07	4-5-11	1	
22				
23				
24 PEDAL BRACKET SPACER (C/PEDAL TO B/PEDAL)	712-08-11	4-5-15	1	( $3\frac{3}{8}$ " LENGTH)
25 PEDAL BRACKET SPACER BOLT	TD 206	12-3-4	1	( $\frac{1}{4}$ " UNF X $1\frac{3}{4}$ " CH)
26 PEDAL BRACKET SPACER SPRING WASHER	TD 334	20-1-11	1	( $\frac{1}{4}$ " SQ. SEC.)
27 PEDAL BRACKET SPACER PLAIN WASHER	TD 322	20-1-6	1	( $\frac{1}{4}$ " T&C)
28 PEDAL BRACKET SPACER (B/PEDAL TO T/PEDAL)	712-08-16	4-5-12	1	( $1\frac{1}{2}$ " LENGTH)
29 PEDAL BRACKET SPACER BOLT	TD 214	12-3-10	1	( $\frac{1}{4}$ " UNF x $4\frac{1}{2}$ " CH)
30 PEDAL BRACKET SPACER SPRING WASHER	TD 334	20-1-11	1	( $\frac{1}{4}$ " SQ. SEC.)

②  
②

ISSUE	SIGNATURE	DATE
1	JRHoyd	18-4-75

SECTION E2

Item	Ref. No.	Matrix	No. Off	Detail
<u>THROTTLE PEDAL ASSEMBLY/CONT'D</u>				
31	PEDAL BRACKET SPACER PLAIN WASHER	TD 322	20-1-6	1 (1/4" T&C)
32	CLUTCH STOP	752-08-04	4-14-5	1
33	CLUTCH STOP WASHER	TD 323	20-1-7	1 (5/16" T&C)
34	CLUTCH STOP ADJUSTING BOLT	TD 567	12-12-4	1 (5/16" UNF x 1 3/4" HH)
35	CLUTCH STOP ADJUSTING NUT	TD 386	13-4-7	1 (5/16" UNF HALF)
36	FORWARD THROTTLE STOP	712-08-11	4-5-15	1 (3 3/8" LENGTH)
37	FORWARD THROTTLE STOP ADJUSTING BOLT	TD 547	12-11-5	1 (1/4" UNF x 1 1/2" HH)
38	FORWARD THROTTLE STOP ADJUSTING NUT	TD 385	13-4-6	1 (1/4" UNF HALF)
39	FORWARD THROTTLE STOP BOLT	TD 203	12-3-1	1 (1/4" UNF x 1" CH)
40	FORWARD THROTTLE STOP SPRING WASHER	TD 334	20-1-11	1 (1/4" SQ. SEC)
41	FORWARD THROTTLE STOP PLAIN WASHER	TD 322	20-1-6	1 (1/4" T&C)

## 752 BMW Loose Parts Check List

Chassis No.

SECTION P3 Sheet 1 of 2

Item	Ref. No.	Matrix	No. Off
3 Adaptor Plate Bolt 10mm x 50mm Hex Bolt	TD		
5 8mm x 45mm Hex Bolt	TD		
1 3/8 UNF x 3" Hex Bolt	TD 591		
1 3/8 x 1/2 NUT	TD 394		
2 3/8 T & C Washer	TD 324		
2 Btm Engine Mtg Bolt 6mm x 75mm Hex Bolt	TD		
2 5/16 SC Spring Washer	TD 329		
2 5/16 T & C Washer	TD 323		
2 Top Engine Mtg Bolt 3/8 UNF x 4" Hex Bolt	TD 593		
2 3/8 SC Spring Washer	TD 330		
2 3/8 T & C Washer	TD 324		
1 Top 2X Shear Plate			
1 Btm 2X Shear Plate			
2 1 1/2 - 1 1/4 Rubber Hose	TD		
2 Jubilee Clip ( ) '2'	TD		
2 Temp Sender Copper Washers	TD		
1 Throttle Cable Bullet End	TD		
1 Adjuster	TD 32		
2 1/4 UNF Locknuts	TD 385		
1 Ferrule	TD 33		
1 Tacho Cable Spade	TD		
5/8 ID Clear Plastic Hose	TD		
1/2 ID Clear Plastic Hose	TD		
1 Jubilee ( ) 0X	TD		
1 Jubilee ( ) 0	TD		
1 5 Way Lucas Connector Assy. Male/Female	TD		
1 3 Way Lucas Connector Assy. Male/Female	TD		
1 3 Way Bosch Female Connector	TD		
1 Coil Mtg	TD		
1 Jubilee Clip ( ) '2X'	TD		
set Exhaust Primaries	TD		
1 Exhaust Tail Pipe	TD		
2 Exhaust Split Pins	TD		
1 Exhaust Bkt			
2 Rear Body Mtg O Rings	TD		
1 Stone Guard			
1 Heel Rest	712-01-80		

SECTION P3 Sheet 2 of 2

Item	Ref. No.	Matrix	No. Off
2 Mirror Mtg			
2 Mirrors	TD 422		
39" SP/HT Bleed C/W 2 St Union	TD		
3" Rubber Hose	TD		
2 Jubilee ( ) 'I'	TD		
41" CH/HT Bleed C/W 2 St Unions	TD		
1 1" Blank C/W 1/8 BSP Adaptor	TD		
) -16 Aeroquip Hose C/W 1 45° 1 90°	TD 296		
) -16 Aeroquip Hose C/W 1 90° 1 St.	TD 310		
	TD 317		
	TD 303		
1 Oil Pump Flanged Adaptor	732-14-02		
1 Oil Pump Metric/-16 Adaptor	752-14-03		
* 2 Front Wheels 13 x 10 Cast	703-09-03		
† 2 Tyres	TD		
* 2 Washer	712-07-10		
* 2 Rear Wheels 13 x 15 Composite	752-09-04		
† 2 Tyres	TD		
* 2 Washers	712-07-10		
4 Wheel Nuts	TD 16		

I confirm that I have received the above chassis number as ordered and I have checked that the loose parts listed on the 2 sheets herewith are packed together with it.

Signed by Customers Rep/Carrier .....

BLOCK CAPITALS .....

Date .....

\* Check option page delete part no if different spec supplied  
 † Check type and enter on kit list front page

NB File original with kit list - give customer photostat.

ISSUE	SIGNATURE	DATE
1	JRHolroyd	18-4-75
2	JRHolroyd	17-6-75

SHEET 1 OF 2

	Item	SECTION H2		No. Off	Detail
		Ref. No.	Matrix		
1	OIL TANK	752-14-01	3-6-2	1	
2	" " MOUNTING RUBBER	TD 908	8-8-8	3	
3	" " " WASHER	TD 323	20-1-7	6	(5/16" T & C)
4	" " " NYLOC NUT	TD 379	13-3-2	3	(5/16" UNF FULL)
5	OIL TANK TIE-ROD	752-01-70	3-9-3	1	
6	" " " " BOLT	TD 208	12-3-6	1	(1/4" UNFx2 1/4" CH)
7	" " " " WASHER	TD 322	20-1-6	1	(1/4" T & C)
8	" " " " NYLOC NUT	TD 378	13-3-1	1	(1/4" UNF FULL)
	OIL TANK CAP ASSEMBLY			1	
	COMPRISES:				
9	CAP	742-14-03	4-6-4	1	
10	O-RING	TD 70	8-8-9	1	
11	FOAM CYLINDER	TD 69	8-5-15	1	
12	SPINDLE	742-14-17	4-11-15	1	
13	BIG HEAD END WASHER	TD 71	8-5-14	2	
14	OIL TANK OUTLET UNION	TD 310	21-2-5	1	(-16 45° AEROQUIP)
15	HOSE-OIL TANK TO OIL PUMP (52" LENGTH)	TD 296	21-2-13	1	(-16 AEROQUIP)
16	OIL PUMP INLET UNION	TD 317	21-2-6	1	(-16 90° AEROQUIP)
17	" " " ADAPTOR	752-14-03	4-12-5	1	(-16/METRIC/MALE /MALE)
18	" " " " DOWTY WASHER			1	
19	OIL PUMP OUTLET ADAPTOR	732-14-02	4-12-4	1	(-16 FLANGE/MALE)
20	" " " " NUT			2	
21	" " " UNION	TD 310	21-2-5	1	(-16 45° AEROQUIP)
22	HOSE-OIL PUMP TO OIL COOLER (43" LENGTH)	TD 296	21-2-3	1	(-16 AEROQUIP)
23	OIL COOLER INLET UNION	TD 317	21-2-6	1	(-16 90° AEROQUIP)
24	OIL COOLER	TD 78	3-7-15	1	
25	" " SPACER	752-14-06	4-16-15	4	
26	" " METALASTIC BUSH			4	
27	" " BOLT	TD 203	12-3-1	8	(1/4" UNF x 1" CH)
28	" " WASHER	TD 322	20-1-6	8	(1/4" T & C)
29	" " STONEGUARD	752-01-69	2-6-2	1	
30	OIL COOLER OUTLET UNION	TD 303	21-2-4	1	(-16 ST AEROQUIP)
31	HOSE-OIL COOLER TO OIL TANK (6" LENGTH)	TD 296	21-2-13	1	(-16 AEROQUIP)
32	OIL TANK INLET UNION	TD 303	21-2-4	1	(-16 St AEROQUIP)

ISSUE	SIGNATURE	DATE
1	JRHolroyd	18-4-75
2	JRHolroyd	17-6-75

SECTION D2

Item	Ref. No.	Matrix	No. Off	Detail
FRONT URRIGHT ASSEMBLY LH				1
COMPRISES:				
1	TOP NYLOC NUT	TD 375	13-3-11	1 (1/2" UNF HALF)
2	TOP PLAIN WASHER	TD 326	20-1-10	1 (1/2" T&C)
3	TOP WASHER	752-02-07	4-17-3	1
4	FRONT UPRIGHT WASHER - SMALL	712-03-20	4-2-15	1
5	" " " - LARGE	703-03-20	4-15-10	1
6	TOP BOLT	TD 526	12-7-9	1 (1/2"UNF x 3 1/4"CH)
7	FRONT UPRIGHT LH	743-06-01	6-1-1	1
8	" " HELICOIL	TD 147	22-1-7	2 (7/16"UNF x 1 1/2"ID)
9	" " GRUB SCREW	TD 153	12-1-1	1 (2BA x 1/2")
10	FRONT WHEEL STUD ASSEMBLY	753-06-01	3-8-8	1
11	" " " SPIROL PIN	TD 154	8-1-7	2 (3/32" x 7/8")
12	" " NUT	TD 16	13-1-1	1 (7/8" UNF FULL)
13	FRONT AXLE	711-06-03	4-1-4	1
14	" " DRIVE PIN	711-07-04	4-1-9	3
15	" BRAKE DISC	TD 116	7-1-5	1
16	" " DISC BELL	732-06-17	4-6-5	1
17	" " " " BOLT	TD 282	12-1-15	6 (1/4"UNF x 3/4"LONG SHANK CH)
18	" " " " WASHER	TD 322	20-1-6	12 (1/4" T&C)
19	" " " " K NUT	TD 404	13-2-3	6 (1/4"UNF)
20	" BEARING SPACER	711-06-07	4-1-5	1
21	" OUTER SPACER	711-07-05	4-1-13	1
22	" WHEEL BEARING	TD 1	8-1-5	2
23	BOTTOM PIN	707-06-08	4-1-10	1
24	FBWB OUTER JOINT INSERT	707-06-09	4-1-3	1
25	" " " RETAINING WASHER	703-02-21	4-1-2	1
26	BOTTOM NYLOC NUT	TD 375	13-3-11	1 (1/2" UNF HALF)
FRONT UPRIGHT ASSEMBLY RH				1
27	COMPRISES AS ABOVE BUT/FRONT UPRIGHT RH	743-06-02	6-1-2	1
FRONT WHEEL ASSEMBLY				2
COMPRISES:				
28	ROAD WHEEL - 10" CAST	703-09-03	19-1-2	1
29	WHEEL WASHER	712-07-10	4-6-10	1
30	WHEEL WASHER INSERT	712-07-11	4-6-11	1
31	FRONT TYRE	TD 028	10-1-1	1 (GOODYEAR 050)

FRONT & REAR UPRIGHTS - 752

SHEET 2 OF 2

ISSUE	SIGNATURE	DATE
1	JRHelroyd	18-9-75
2	JRHelroyd	17-6-75

SECTION D2

Item	Ref. No.	Matrix	No. Off	Detail	
REAR UPRIGHT ASSEMBLY				2	
COMPRISES:					
32	REAR UPRIGHT	741-07-04	6-1-9	1	
33	" AXLE	722-07-03	4-1-11	1	
34	" " DRIVE PIN	711-07-04	4-1-9	6	
35	" BEARING SPACER	712-07-05	4-1-12	1	
36	" OUTER SPACER	711-07-05	4-1-13	1	
37	" WHEEL BEARING	TD 1	8-1-5	2	
REAR WHEEL ASSEMBLY				2	
COMPRISES:					
38	ROAD WHEEL - 15" COMPOSITE	752-09-04	19-1-5	1	
39	WHEEL WASHER	712-07-10	4-6-10	1	
40	WHEEL WASHER INSERT	712-07-11	4-6-11	1	
41	REAR TYRE	TD 929	10-1-9	1	(GOODYEAR G50)

ISSUE	SIGNATURE	DATE
1	J. Helms	18-4-75

SECTION J3

Item	Ref. No.	Matrix	No. Off	Detail
1 FUEL TANK LH	752-15-01	17-1-3	1	
2 " " RH	752-15-02	17-1-4	1	
3 FUEL COLLECTOR POT	752-15-06	2-2-14	1	
4 " " " JUBILEE CLIP	TD 725	25-1-8	2	(IX SIZE)
5 " " " OUTLET UNION	TD 300	21-1-10	1	(-8 St AEROQUIP)
6 HOSE-COLLECTOR POT TO FUEL FILTER (8" LENGTH)	TD 293	21-2-10	1	(-8 AEROQUIP)
7 FUEL FILTER INLET UNION	TD 314	21-2-12	1	(-8 90°AEROQUIP)
8 " " " ADAPTOR	752-15-11	4-8-14	1	(-8/-8MALE/MALE)
9 " " " END	753-15-03	4-11-8	1	
10 " " ELEMENT		8-10-5	1	
11 " " OUTLET END	753-15-02	4-11-7	1	
12 " " " " BOLT			1	
13 " " " " WASHER			1	
14 " " " " PLUG	753-15-06	4-8-12	1	(-6 SIZE)
15 " " " " PLUG	752-17-08	4-19-10	1	(1/8" BSP SIZE)
16 " " " " DOWTY WASHER			1	(1/8" BSP)
17 " " " ADAPTOR	753-15-07	4-8-15	1	(-6/-8MALE/MALE)
18 " " " UNION	TD 314	21-1-12	1	(-8 90°AEROQUIP)
19 FUEL FILTER END MOUNTING BOLT			4	
20 " " " " WASHER			4	
21 HOSE-FUEL FILTER TO FUEL PUMP (9" LENGTH)	TD 293	21-2-10	1	(-8 AEROQUIP)
22 FUEL PUMP INLET END CAP	752-15-04	4-13-6	1	(-8 SIZE)
23 " " " JUBILEE CLIP	TD 722		1	(18-28MM SIZE)
24 FUEL PUMP (NORMALLY SUPPLIED BY CUSTOMER)			1	(BOSCH)
25 " " JUBILEE CLIP	TD 728	25-1-11	1	(2X SIZE)
26 " " MOUNTING BRACKET	752-15-09	3-7-7	1	
27 " " " " BOLT			2	
28 " " " " SPRING WASHER			2	
29 FUEL PUMP OUTLET END CAP	752-15-05	4-16-7	1	(-6 SIZE)
30 " " " JUBILEE CLIP	TD 722		1	(18-28mm SIZE)
31 HOSE-FUEL PUMP TO PANCAKE FILTER (15" LENGTH)	TD 292	21-2-9	1	(-6 AEROQUIP)
32 PANCAKE FILTER INLET UNION	TD 299	21-1-7	1	(-6 St AEROQUIP)
33 " " " ADAPTOR	752-15-13	4-12-15	1	(-6/-6MALE/MALE)

FUEL SYSTEM - 752 SCHNITZER

ISSUE	SIGNATURE	DATE
1	JRHolwayd	18-4-75

SHEET 2 OF 3

		SECTION J3			
Item	Ref. No.	Matrix	No. Off	Detail	
PANCAKE FILTER ASSEMBLY					
COMPRISES:					
34	FILTER HOUSING	751-15-06	4-11-11	1	
35	FILTER LID	751-15-07	4-11-12	1	
36	FILTER GAUZE	751-15-08	3-2-15	1	
37	FILTER FELT	751-15-09	8-4-12	1	
38	FILTER O-RING	TD 288	8-5-1	1	
39	FILTER CIRCLIP	TD 289	23-1-8	1	
40	PANCAKE FILTER MOUNTING BRACKET	752-15-12	3-8-5	1	
41	" " " " JUBILEE CLIP			1	
42	PANCAKE FILTER MOUNTING BRACKET BOLT			2	
43	PANCAKE FILTER MOUNTING BRACKET SPRING WASHER			2	
44	PANCAKE FILTER OUTLET ADAPTOR	752-15-10	4-8-13	1	(-6/-6MALE/MALE)
45	" " " UNION	TD 313	21-1-9	1	(-6 90°AEROQUIP)
46	HOSE-PANCAKE FILTER TO METERING UNIT (46" LENGTH)	TD 292	21-2-9	1	(-6 AEROQUIP)
47	METERING UNIT INLET UNION	TD 313	21-1-9	1	(-6 90°AEROQUIP)
48	" " BANJO			2	
49	" " BANJO BOLT			2	(NORMALLY COMES WITH ENGINE)
50	" " " " COPPER WASHER			2	
51	" " OUTLET UNION	TD 313	21-1-9	1	(-6 90°AEROQUIP)
52	HOSE-METERING UNIT TO COLLECTOR POT (38" LENGTH)	TD 292	21-2-9	1	(-6 AEROQUIP)
53	FUEL COLLECTOR POT INLET UNION	TD 299	21-1-7	1	(-6 St AEROQUIP)
54	FUEL FILLER	752-15-08		1	
55	" " CAP	722-18-11	4-20-1	1	
56	" " " O-RING	TD 70	8-8-9	1	
57	" " ROLLOVER BAR BRACKET			1	
58	" "ROLLOVER BAR BRACKET BOLT	TD 529	12-2-14	2	(2BA x 1/2" BH)
59	" " " " NYLOC NUT	TD 410		2	(2BA FULL)
60	" "JUBILEE CLIP			1	
61	FUEL FILLER RUBBER HOSE (5"LENGTH)	TD 757	8-10-6	1	(1 3/4" I.D.)

FUEL SYSTEM - 752 SCHNITZER

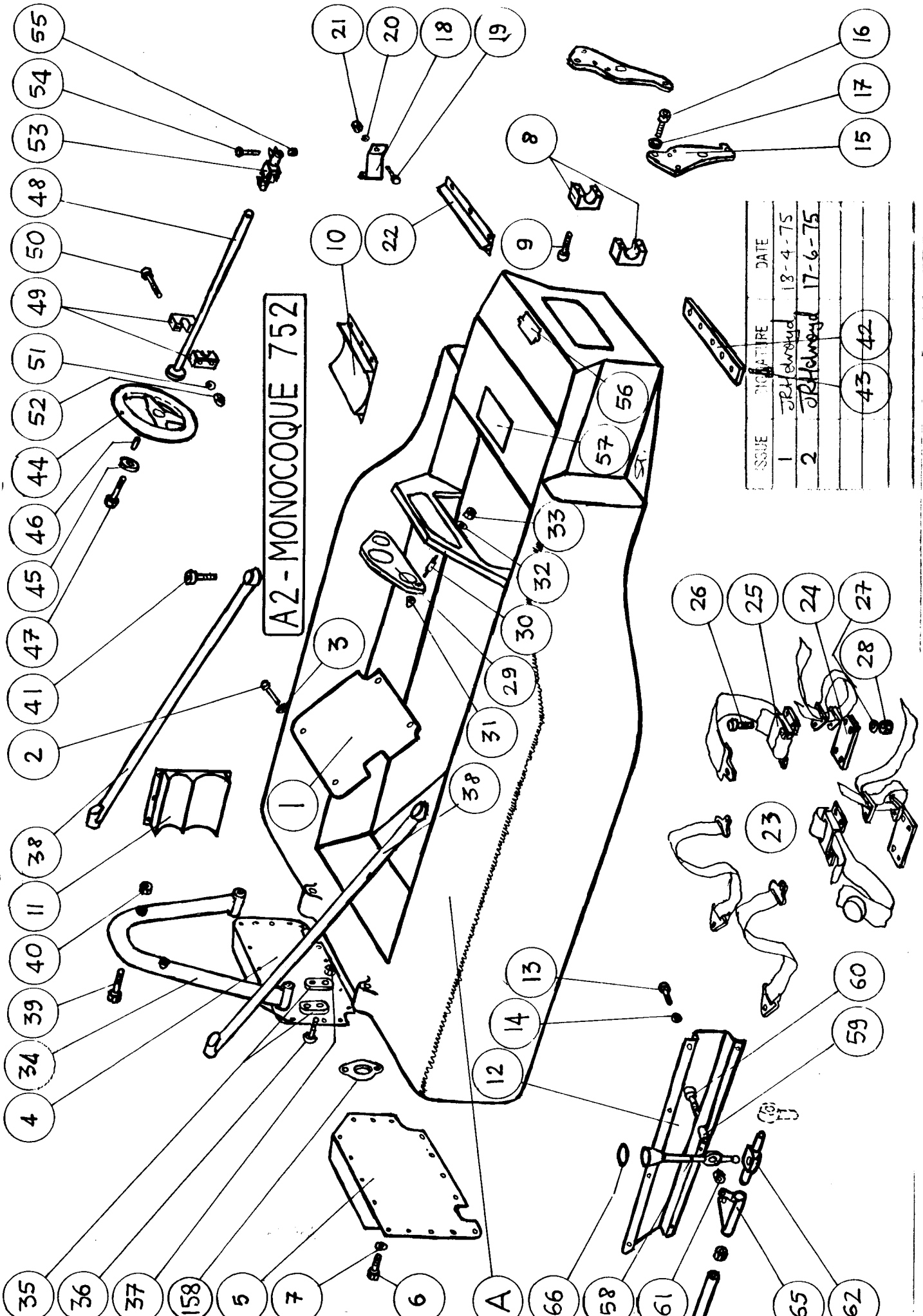
ISSUE	SIGNATURE	DATE
1	JRHolroyd	18-4-75
2	JRHolroyd	2-5-75

SHEET 3 OF 3

SECTION J3

Item	Ref. No.	Matrix	No. Off	Detail
62 FUEL FILLER RUBBER HOSE JUBILEE CLIP	TD 727	25-1-10	2	(NO 2 SIZE)
63 FUEL TANK BREATHER TUBE		3-11-12	1	(ALLOY)
64 " " " " JUBILEE CLIP			2	
65 FUEL FILLER BREATHER PIPE (10" LENGTH)		8-10-7	1	( $\frac{3}{8}$ " I.D. GREY PLASTIC)
66 FUEL FILLER BREATHER PIPE JUBILEE CLIP	TD 718	25-1-1	2	(000 SIZE)
67 FUEL BREATHER VALVE	753-15-04	4-11-13	1	
68 FUEL FILLER BREATHER PIPE ( " LENGTH)		8-10-7	1	( $\frac{3}{8}$ " ID GREY PLASTIC)
69 FUEL FILLER BREATHER PIPE JUBILEE CLIP	TD 718	25-1-1	2	(000 SIZE)

A2-MONOCOQUE 752



ISSUE	SIGNATURE	DATE
1	DR Helms	18-4-75
2	DR Helms	17-6-75

43 42

59 60

62 55

F9

SECTION (F) ENGINE INSTALLATION KIT AU (HART) 752

ITEM	PART NO	NO. OFF PER ASSY.	PROD. RELEASE DATE
GEARBOX INPUT SHAFT (FG400-ALI HART)	TD 100	1	12 NOV 74 JRH
TACHOMETER (12000)	TD 61	1	7 AUG 74 JRH
GAUGE - OIL PRESS / TEMP 12' CAP	TD 66	1	
GAUGE - OIL PRESS / TEMP. 10' CAP	TD 67	1	
TACHOMETER DRIVE		1	
<u>FUEL PRESSURE LINE ASSY</u>			
COMPRISES:- UNION	TD	1	
HOSE - 1/8" BLACK TECALEMIT	TD	1	m.
UNION	TD	1	
<u>OIL PRESSURE LINE ASSY</u>			
COMPRISES:- UNION	TD	1	
HOSE - 1/8" BLACK TECALEMIT	TD	1	m.
UNION	TD	1	
AIR BOX			
CLUTCH BOBBIN			
<u>THROTTLE CABLE ASSY</u>			
	TD 29	1	
COMPRISES CLEVIS PIN SPLIT PIN	TD 40	1	7 AUG 74 JRH
SOLDERLESS NIPPLE	TD 41	1	7 AUG 74 JRH
LOCK NUT	TD 42	2	7 AUG 74 JRH
CABLE OUTER	TD 30		inches
" INNER	TD 31		inches
ADJUSTER	TD 32	2	7 AUG 74 JRH
FERRULE	TD 33	2	7 AUG 74 JRH
TRUMPET NIPPLE	TD 34	1	7 AUG 74 JRH
CLEVIS	TD 35	1	7 AUG 74 JRH
CLEVIS PIN	TD 36	1	7 AUG 74 JRH
INNER CABLE PLASTIC LINER	TD 37		inches
BARREL NIPPLE	TD 38	1	7 AUG 74 JRH
'T' PIECE.	TD 39	1	7 AUG 74 JRH
LINK ANCHOR PLATE		1	
LINK ANCHOR PLATE SPACER		4	
STARTER MOTOR (M35 TYPE)	TD 272	1	26 SEPT 74 JRH
ENGINE SIDE FRAME LH			1-4-9
RH			1-4-10
DAULLENLO STRUT LH			3-4-6
RH			3-4-7
TOYOTA PLATE			5-2-4
ENGINE PAD LH	712-16-02		
RH	752-16-01		



F8

SECTION (F) ENGINE INSTALLATION KIT (BDG) 752

ITEM	PART NO	NO. OFF PER ASSY.	PROD. RELEASE DATE
GEARBOX INPUT SHAFT (FG400-BDG)	TD 100	1	12 NOV 74 JRH
TACHOMETER (12000)	TD 61	1	
GAUGE - OIL PRESS / TEMP 12' CAP	TD 66	1	
GAUGE FUEL PRESS / TEMP. 10' CAP	TD 67	1	
TACHOMETER DRIVE		1	
<u>FUEL PRESSURE LINE ASSY</u>			
COMPRISES:- UNION	TD	1	
HOSE - 1/8" BLACK TECALEMIT	TD	1	in.
UNION	TD	1	
<u>OIL PRESSURE LINE ASSY</u>			
COMPRISES:- UNION	TD	1	
HOSE - 1/8" BLACK TECALEMIT	TD	1	in.
UNION	TD	1	
AIR BOX			
CLUTCH BOBBIN			
<u>THROTTLE CABLE ASSY</u>			
	TD 29	1	
COMPRISES CLEVIS PIN SPLIT PIN	TD 40	1	7 AUG 74 JRH
SOLDERLESS NIPPLE	TD 41	1	7 AUG 74 JRH
LOCK NUT	TD 42	2	7 AUG 74 JRH
CABLE OUTER	TD 30		inches
" INNER	TD 31		inches
ADJUSTER	TD 32	2	7 AUG 74 JRH
FERRULE	TD 33	2	7 AUG 74 JRH
TRUMPET NIPPLE	TD 34	1	7 AUG 74 JRH
CLEVIS	TD 35	1	7 AUG 74 JRH
CLEVIS PIN	TD 36	1	7 AUG 74 JRH
INNER CABLE PLASTIC LINER	TD 37		inches
BARREL NIPPLE	TD 38	1	7 AUG 74 JRH
'T' PIECE.	TD 39	1	7 AUG 74 JRH
STARTER MOTOR (M35 TYPE)	TD 272	1	26 SEPT 74 JRH
LINK ANCHOR PLATE	752-01-58	1	9-1-9
LINK ANCHOR PLATE SPACER	752-01-50	4	6 SEPT 74 JRH
ENGINE SIDE FRAME LH		1	1-4-9
RH		1	1-4-10
DAULENOSTROV LH		1	3-4-6
RH		1	3-4-1
ADAPTER PLATE		1	5-2-4
ENGINE OAD LH	712-16-02	1	



SPHERICAL BEARINGS - 752

ISSUE	SIGNATURE	DATE
1	JRHolroyd	18-4-75
2	JRHolroyd	17-6-75

SECTION K2

Item	Ref. No.	Matrix	No. Off	Detail
1 FRONT TOP WISHBONE OUTER	TD 45	15-1-2	2	(RBJ 76 GU)
2 FRONT BOTTOM WISHBONE OUTER	TD 46	15-1-3	2	(RSTWR 12)
3 TRACK ROD OUTER	TD 47	15-1-4	2	(RBJ 341)
4 ANTI-ROLL BAR LINK	TD 49	15-1-11	8	(RMP5u)
5 RADIUS ARM	TD 51	15-1-13	8	(RC 6H)
6 TOP LINK INNER	TD 52	15-1-14	2	(RC 6E)
7 TOP LINK OUTER	TD 53	15-1-15	2	(RCL 8H)
8 BOTTOM LINK INNER	TD 54	15-2-1	4	(RC 8H)
9 BOTTOM LINK OUTER	TD 53	15-1-15	4	(RCL 8H)
② 10 GEAR LINKAGE FRONT SUPPORT	TD 82	15-2-10	1	(RBJ 343)
11 GEAR LINKAGE CENTRE SUPPORT	TD 58	15-2-5	1	(RST 10)
12 GEAR LINKAGE REAR SUPPORT	TD 55	15-2-2	1	(RMP8u)
13 THROTTLE CABLE FRONT SUPPORT	TD 17	15-1-1	1	(RMP4u)
14 NOSE FRAME	TD 49	15-1-11	2	(RMP5u)

# KIT LISTS

## SECTION F

(ENGINE INSTALLATION KIT)

- ✓ F5 = 753 PINTO NON STOCK
- ✓ F6 = 753 TOYOTA CL
- ✓ F7 = 752 BMW JC
- F8 = 752 BDG JC
- F9 = 752 ALI. HART (50B) 5 JC
- F10 = 75S2BDG JC
- F11 = 751 DFV CL
- ✓ F12 = 75R RENAULT 6 CL
- ✓ F13 = 75S2BMW JC
- ✓ F14 = 75S2NEW HART JC } MW
- F15 = 75B BDA (ATLANTIC-CARBS) JC
- F16 = 753 BMW

ENGINE INSTALLATION KIT - 752 BMW

SHEET 1 OF 4

ISSUE	SIGNATURE	DATE
1	JR Howeyd	18-4-75
2	JR Howeyd	17-6-75

SECTION F2

Item	Ref. No.	Matrix	No. Off	Detail
1 ENGINE (NORMALLY SUPPLIED BY CUSTOMER)			1	
2 " SIDEFAME LH	752-01-31A	1-4-12	1	
3 " " RH	752-01-32A	1-4-13	1	
4 " " MOUNTING STUD	752-01-37	4-12-1	4	
5 " " MOUNTING STUD WASHER	TD 326	20-1-10	4	( $\frac{1}{2}$ " T & C)
6 " " " STUD NYLOC NUT	TD 382	13-3-5	4	( $\frac{1}{2}$ " UNF FULL)
7 ENGINE A-FRAME LH	752-01-31B	2-2-10	1	
8 " " " RH	752-01-32B	2-2-11	1	
9 " " " SIDEFAME BOLT	TD 231	12-5-4	2	( $\frac{3}{8}$ " UNF x $1\frac{1}{2}$ " CH)
10 " " " " WASHER	TD 324	20-1-8	2	( $\frac{3}{8}$ " T & C)
11 " " " " NYLOC NUT	TD 380	13-3-3	2	( $\frac{3}{8}$ " UNF FULL)
12 " " " TOP ENGINE BOLT	TD 239	12-5-14	2	( $\frac{3}{8}$ " UNF x 4" CH)
13 " " " " " WASHER	TD 324	20-1-8	2	( $\frac{3}{8}$ " T & C)
14 " " " BOTTOM ENGINE BOLT	TD 793	12-1-14	2	(8mm x 75mm CH)
15 " " " " " WASHER	TD 323	20-1-7	2	( $\frac{5}{16}$ " T & C)
16 " TOP DOUBLE SHEAR PLATE	752-16-04	3-5-2	1	
17 " BOTTOM DOUBLE SHEAR PLATE	752-16-05	3-5-1	1	
18 ENGINE BRACE LH	752-01-117	2-6-6	1	
19 " " RH	752-01-118	2-6-7	1	
20 " " REAR MOUNTING BOLT	TD 231	12-5-4	2	( $\frac{3}{8}$ " UNF x $1\frac{1}{2}$ " CH)
21 " " " " WASHER	TD 324	20-1-8	4	( $\frac{3}{8}$ " T & C)
22 " " " " NYLOC NUT	TD 380	13-3-3	2	( $\frac{3}{8}$ " UNF FULL)
23 ENGINE ADAPTOR PLATE	732-16-14	6-1-5	1	
24 " " " DOWEL	742-16-07	4-15-1	2	
25 " " " BOLT	TD 845	12-17-2	5	(8mm x 35mm HH)
26 " " " WASHER	TD 323	20-1-7	5	( $\frac{5}{16}$ " T & C)
27 " " " SPRING WASHER	TD 335	20-1-12	5	( $\frac{5}{16}$ " SQ. SEC.)
28 " " " BOLT	TD 866	12-17-11	2	(10mm x 65mm HH)
29 " " " STARTER MOTOR BOLT	TD 868	12-18-3	1	(10mm x 75mm HH)
30 " " " WASHER	TD 324	20-1-8	3	( $\frac{3}{8}$ " T & C)
31 " " " SPRING WASHER	TD 336	20-1-13	3	( $\frac{3}{8}$ " SQ. SEC.)
32 ENGINE STARTER MOTOR (NORMALLY SUPPLIED WITH ENGINE)	TD 911	9-6-2	1	(BOSCH)

ENGINE INSTALLATION KIT - 752 BMW

ISSUE	SIGNATURE	DATE
1	JRHolroyd	18-4-75
2	JRHolroyd	17-6-75

SHEET 2 OF 4

SECTION F2

Item	Ref. No.	Matrix	No. Off	Detail
33 ENGINE STARTER MOTOR MOUNTING BOLT	TD 591	12-13-8	1	( $\frac{3}{8}$ "UNF x 3"HH)
34 " " " " WASHER	TD 324	20-1-8	2	( $\frac{3}{8}$ " T & C)
35 " " " " NYLOC NUT	TD 380	13-3-3	1	( $\frac{3}{8}$ "UNF FULL)
36 REAR CROSSMEMBER	752-01-40	3-4-9	1	-
37 " " SIDEFRAME MOUNTING BOLT	TD 259	12-7-8	2	( $\frac{1}{2}$ "UNF x 3"CH)
38 " " SIDEFRAME MOUNTING WASHER	TD 326	20-1-10	2	( $\frac{1}{2}$ " T & C)
39 " " SIDEFRAME MOUNTING NYLOC NUT	TD 382	13-3-5	2	( $\frac{1}{2}$ "UNF FULL)
40 " " SPACER ( $1\frac{1}{2}$ " LENGTH)	712-08-16	4-5-12	2	(BLUE ANODISE)
41 " " GEARBOX SPACER	702-16-03	4-20-13	2	( $\frac{3}{8}$ " LENGTH)
42 REAR CROSSMEMBER STRUT LH	732-01-54	3-4-11	1	
43 " " " RH	732-01-03	3-4-10	1	
44 " " " TOP BOLT	TD 240	12-5-15	2	( $\frac{3}{8}$ "UNF x $4\frac{1}{2}$ "CH)
45 " " " TOP WASHER	TD 324	20-1-8	2	( $\frac{3}{8}$ " T & C)
46 " " STRUT TOP NYLOC NUT	TD 380	13-3-3	2	( $\frac{3}{8}$ "UNF FULL)
47 " " " BOTTOM BOLT	TD 498	12-9-3	2	( $\frac{3}{8}$ "UNC x 1"CH)
48 " " " " WASHER	TD 324	20-1-8	2	( $\frac{3}{8}$ " T & C)
49 LINK ANCHOR PLATE	732-01-58	4-3-12	1	
50 " " " SPACER	752-01-72	4-17-11	4	
51 " " " STUD			4	
52 " " " K NUT	TD 408	13-2-4	4	( $\frac{1}{2}$ " UNF)
53 " " " THROUGH BOLT	742-01-10	4-6-13	2	
54 " " " " BOLT WASHER	TD 326	20-1-10	4	( $\frac{1}{2}$ " T & C)
55 " " " " NYLOC NUT	TD 382	13-3-5	2	( $\frac{1}{2}$ "UNF FULL)
56 " " " FORWARD DOUBLE SHEAR BRACKET	752-01-64	3-12-10	1	
57 " " " FORWARD DOUBLE SHEAR BRACKET BOLT	TD 234	12-5-7	1	( $\frac{3}{8}$ "UNF x $2\frac{1}{4}$ "CH)
58 LINK ANCHOR PLATE FORWARD DOUBLE SHEAR BRACKET WASHER	TD 324	20-1-8	1	( $\frac{3}{8}$ " T & C)
59 LINK ANCHOR PLATE FORWARD DOUBLE SHEAR BRACKET SPRING WASHER	TD 336	20-1-13	1	( $\frac{3}{8}$ " SQ. SEC.)
60 LINK ANCHOR PLATE REARWARD DOUBLE SHEAR BRACKET	752-01-64	3-12-10	1	

ENGINE INSTALLATION KIT - 752 BMW

ISSUE	SIGNATURE	DATE
1	JR Holroyd	18-4-75
2	JR Holroyd	17-6-75

SHEET 3 OF 4

SECTION F2

Item	Ref. No.	Matrix	No. Off	Detail
61 LINK ANCHOR PLATE REARWARD DOUBLE SHEAR BRACKET BOLT	TD 234	12-5-7	1	( $\frac{3}{8}$ " UNF x $2\frac{1}{4}$ " CH)
62 LINK ANCHOR PLATE REARWARD DOUBLE SHEAR BRACKET WASHER	TD 324	20-1-8	1	( $\frac{3}{8}$ " T & C)
63 LINK ANCHOR PLATE REARWARD DOUBLE SHEAR BRACKET SPRING WASHER	TD 336	20-1-13	1	( $\frac{3}{8}$ " SQ. SEC.)
64 REAR SKID	735-01-25	6-1-12	1	
65 ENGINE FLYWHEEL STONEGUARD	73S-16-05	1-1-13	1	
66 " " " NUT			1	
67 " " " WASHER			1	
ENGINE EXHAUST SYSTEM			1	
68 COMPRISES: PRIMARY PIPE			4	
69 TAIL PIPE			1	
70 " " SPLIT PIN			2	
71 ENGINE EXHAUST FLANGE NUT			16	(6mm SELF-LOCK)
72 " " BRACKET	752-01-71	3-9-11	1	
73 " " " METALASTIC BUSH			2	
74 " " " BOLT	TD 218	12-4-5	2	( $\frac{5}{16}$ " UNF x $1\frac{1}{2}$ " CH)
75 " " " SPRING WASHER	TD 335	20-1-12	2	( $\frac{5}{16}$ " SQ. SEC.)
76 " " " JUBILEE CLIP	TD 732	25-2-1	1	(70-89mm SIZE)
77 GEARBOX INPUT SHAFT	TD 166	18-1-11	1	(FG400 - BMW)
78 " " " CIRCLIP	TD 103	18-2-6	1	
79 " CLUTCH BOBBIN	73B-16-01	14-21-3	1	
ENGINE THROTTLE CABLE ASSEMBLY				
80 COMPRISES: PEDAL CLEVIS	TD 35	8-2-6	1	
81 " " WASHER			1	
82 " " SPLIT PIN	TD 40	8-2-10	1	( $\frac{1}{16}$ " DIA x 1" LONG)
83 SOLDER-ON NIPPLE	TD 34	8-2-5	1	
84 INNER CABLE	TD 31	8-2-2	1	
85 CABLE ADJUSTER	TD 32	8-2-3	1	
86 FERRULE	TD 33	8-2-4	1	
87 PLASTIC TUBE SPACER( $1\frac{1}{2}$ " LENGTH)	TD 743	8-12-12	1	( $\frac{1}{8}$ " I. D. CLEAR PLASTIC)
88 OUTER CABLE	TD 30	8-2-1	1	
89 FERRULE	TD 33	8-2-4	1	
90 CABLE ADJUSTER	TD 32	8-2-3	1	

ENGINE INSTALLATION KIT - 752 BMW

ISSUE	SIGNATURE	DATE
1	JRHolroyd	18-4-75
2	JRHolroyd	17-6-75

SHEET 4 OF 4


SECTION F2

Item	Ref. No.	Matrix	No. Off	Detail
91 CABLE ADJUSTER REAR SUPPORT BRACKET	752-16-14	3-9-8	1	
92 " " REAR SUPPORT BRACKET BOLT			2	
93 " " REAR SUPPORT BRACKET WASHER			2	
94 SOLDER-ON NIPPLE	TD 34	8-2-5	1	
95 TACHOMETER	TD 61	8-3-2	1	(0-12000 RPM)
96 " DRIVE (72" LENGTH)	TD 65	8-3-4	1	
97 GAUGE - (OIL PRESSURE/OIL TEMP)	TD 66	8-3-6	1	(12FT CAPILLARY)
OIL PRESSURE LINE ASSEMBLY				
COMPRISES:				
98 UNION	TD 705	8-4-10	1	(1/8" BSP 90°)
99 HOSE	TD 704	8-4-9	1	(1/8" I.D.)
100 UNION	TD 705	8-4-10	1	(1/8" BSP 90°)
101 GAUGE - (FUEL PRESSURE/WATER TEMP)	TD 67	8-3-5	1	(10FT CAPILLARY)
FUEL PRESSURE LINE ASSEMBLY				
COMPRISES:				
102 UNION	TD 705	8-4-10	1	(1/8" BSP 90°)
103 HOSE	TD 704	8-4-9	1	(1/8" I.D.)
104 UNION	TD 705	8-4-10	1	(1/8" BSP 90°)
105 PANCAKE FILTER ADAPTOR	752-14-04	4-17-4	1	
106 " " " DOWTY WASHER			1	
② 107 AIR BOX BASE	752-01-109	3-16-7	1	

752

FINAL

BMW



ISSUE	SIGNATURE	DATE
1	JL Lloyd	18-4-75
2	JL Lloyd	17-6-75

SECTION J2

Item	Ref. No.	Matrix	No. Off	Detail
1 FUEL TANK LH	752-15-01	17-1-3	1	
2 " " RH	752-15-02	17-1-4	1	
3 FUEL COLLECTOR POT	752-15-06	2-2-14	1	
4 " " " JUBILEE CLIP	TD 725	25-1-8	2	(1X SIZE)
5 " " " OUTLET UNION	TD 300	21-1-10	1	(-8 St AEROQUIP)
6 HOSE-COLLECTOR POT TO FUEL FILTER (8" LENGTH)	TD 293	21-2-10	1	(-8 AEROQUIP)
7 FUEL FILTER INLET UNION	TD 314	21-1-12	1	(-8 90°AEROQUIP)
8 " " " ADAPTOR	752-15-11	4-8-14	1	(-8/-8MALE/MALE)
9 " " " END	753-15-03	4-11-8	1	
10 " " ELEMENT	TD 914	8-10-5	1	
11 " " OUTLET END	753-15-02	4-11-7	1	
12 " " " " BOLT	TD 558	12-11-5	1	( $\frac{1}{4}$ " UNF x $4\frac{1}{2}$ " HH)
13 " " " " WASHER	TD 322	20-1-6	1	( $\frac{1}{4}$ " T & C)
14 " " " " PLUG	753-15-06	4-8-12	1	(-6 SIZE)
15 " " " " PLUG	752-17-08	4-19-10	1	( $\frac{1}{8}$ " BSP SIZE)
16 " " " "DOWTY WASHER			1	( $\frac{1}{8}$ " BSP)
17 " " " ADAPTOR	753-15-07	4-8-15	1	(-6/-8MALE/MALE)
18 " " " UNION	TD 314	21-1-12	1	(-8 90°AEROQUIP)
19 FUEL FILTER END MOUNTING BOLT	TD 529	12-2-14	4	(2BA x $\frac{1}{2}$ " BH)
20 " " " " WASHER	TD 365	20-2-11	4	(2BA T & C)
21 HOSE-FUEL FILTER TO FUEL PUMP (9" LENGTH)	TD 293	21-2-10	1	(-8 AEROQUIP)
22 FUEL PUMP INLET END CAP	752-15-04	4-13-6	1	(-8 SIZE)
23 " " " JUBILEE CLIP	TD 722	25-1-5	1	(18-28mm SIZE)
24 FUEL PUMP (NORMALLY SUPPLIED BY CUSTOMER)	TD 913	8-10-9	1	(BOSCH)
25 " " JUBILEE CLIP	TD 728	25-1-11	1	(2X SIZE)
26 " " MOUNTING BRACKET	752-15-09	3-7-7	1	
27 " " " " BOLT	TD 543	12-11-1	2	( $\frac{1}{4}$ " UNF x $\frac{1}{2}$ " HH)
28 " " " BRACKET SPRING WASHER	TD 334	20-1-11	2	( $\frac{1}{4}$ " SQ. SEC.)
29 FUEL PUMP OUTLET END CAP	752-15-05	4-16-7	1	(-6 SIZE)
30 " " " JUBILEE CLIP	TD 722	25-1-5	1	(18-28mm SIZE)
31 HOSE-FUEL PUMP TO PANCAKE FILTER (15" LENGTH)	TD 292	21-2-9	1	(-6 AEROQUIP)
32 PANCAKE FILTER INLET UNION	TD 299	21-1-7	1	(-6 St AEROQUIP)
33 " " " ADAPTOR	752-15-13	4-12-5	1	(-6/-6MALE/MALE)

ISSUE	SIGNATURE	DATE
1	JR Holroyd	18-4-75
2	JR Holroyd	17-6-75

SECTION J2

Item	Ref. No.	Matrix	No. Off	Detail
PANCAKE FILTER ASSEMBLY			1	
COMPRISES:				
34 FILTER HOUSING	751-15-06	4-11-11	1	
35 FILTER LID	751-15-07	4-11-12	1	
36 FILTER GAUZE	751-15-08	3-2-15	1	
37 FILTER FELT	751-15-09	8-4-12	1	
38 FILTER O-RING	TD 288	8-5-1	1	
39 FILTER CIRCLIP	TD 289	23-1-8	1	
40 PANCAKE FILTER MOUNTING BRACKET	752-15-12	3-8-5	1	
41 " " " " JUBILEE CLIP	TD 730	25-1-13	1	( NO. 3 SIZE)
42 PANCAKE FILTER MOUNTING BOLT			2	
43 " " " " SPRING WASHER			2	
44 PANCAKE FILTER OUTLET ADAPTOR	752-15-10	4-8-13	1	(-6/-6MALE/MALE)
45 " " " UNION	TD 313	21-1-9	1	(-6 90°AEROQUIP)
46 HOSE-PANCAKE FILTER TO METERING-UNIT (40" LENGTH)	TD 292	21-2-9	1	(-6 AEROQUIP)
47 METERING UNIT INLET UNION	TD 313	21-1-9	1	(-6 90°AEROQUIP)
48 " " " BANJO	752-15-25	3-16-8	1	
49 " " " BANJO BOLT	TD		1	(SUPPLIED WITH ENGINE)
50 " " " " " COPPER WASHER			2	
51 METERING UNIT OUTLET ADAPTOR	752-15-24	3-16-13	1	
52 " " " UNION	TD 313	21-1-9	1	(-6 90°AEROQUIP)
53 HOSE-METERING UNIT TO COLLECTOR POT (56" LENGTH)	TD 292	21-2-9	1	(-6 AEROQUIP)
54 FUEL COLLECTOR POT INLET UNION	TD 313	21-1-9	1	(-6 90°AEROQUIP)
55 FUEL FILLER	752-15-08	3-7-1		
56 " " CAP	722-18-11	4-20-1	1	
57 " " " O-RING	TD 70	8-8-9	1	
58 " " ROLLOVER BAR BRACKET				
59 " " " BAR BRACKET BOLT	TD 529	12-2-14	2	(2BA x 1/2" BH)
60 " " " " NYLOC NUT	TD 410	13-1-3	2	(2BA FULL)
61 " " JUBILEE CLIP	TD 727	25-1-10	1	(NO 2 SIZE)
62 FUEL FILLER RUBBER HOSE(5"LENGTH)	TD 757	8-10-6	1	(1 3/4" I.D.)
63 " " " " JUBILEE CLIP	TD 727	25-1-10	2	(NO 2 SIZE)

FUEL SYSTEM - 752 BMW

SHEET 3 OF 3

ISSUE	SIGNATURE	DATE
1	JPHolroyd	18-4-75
2	JPHolroyd	17-6-75

SECTION J2

Item	Ref. No.	Matrix	No. Off	Detail
64 FUEL TANK BREATHER TUBE	752-15-23	3-11-12	1	(ALLOY)
65 " " " TUBE JUBILEE CLIP	TD 721	25-1-4	2	(0 SIZE)
66 FUEL FILLER BREATHER PIPE ( ? LENGTH)		8-10-7	1	( $\frac{3}{8}$ " ID GREY PLASTIC)
67 FUEL FILLER BREATHER PIPE JUBILEE CLIP	TD 718	25-1-1	2	(000 SIZE)
68 FUEL BREATHER VALVE	753-15-04	4-11-13	1	
69 FUEL TANK BREATHER PIPE (10" LENGTH)		8-10-7	1	( $\frac{3}{8}$ " I.D. GREY PLASTIC)
70 " " " PIPE JUBILEE CLIP	TD 718	25-1-1	2	(000 SIZE)

ISSUE	SIGNATURE	DATE
1	JR Holroyd	18-4-75
2	JR Holroyd	17-6-75

SECTION H2

Item	Ref. No.	Matrix	No. Off	Detail
33 OIL TANK BREATHER PIPE (24" LENGTH)			1	
34 " " " "JUBILEE CLIP			1	
35 CYLINDER HEAD BREATHER PIPE			1	
36 " " " PIPE JUBILEE CLIP			1	(O SIZE)
37 BREATHER BOTTLE	TD 420	8-4-1	1	
38 " " BRACKET	TD 421	8-4-2	1	
39 " " " BOLT			4	
40 " " " NYLOC NUT			4	

WATER SYSTEM - 752 BMW

ISSUE	SIGNATURE	DATE
1	JRH Lloyd	18-4-75
2	JRH Lloyd	17-6-75

SHEET 1 OF 2

Item	Ref. No.	Matrix	SECTION I2		Detail
			No. Off		
1 RADIATOR LH	752-13-01	27-1-7	1		(WATER ONLY)
2 " RH	752-13-02	27-1-8	1		(WATER ONLY)
3 RADIATOR STONEGUARD	752-13-14	2-4-2	2		
4 " MOUNTING BOLT(FRONT TOP)	TD 218	12-4-5	2		(5/16"UNFx1 1/2"CH)
5 " " BOLT (FRONT BOTTOM)	TD 219	12-4-6	2		(5/16"UNFx1 3/4"CH)
6 " " BOLT (REAR TOP)	TD 215	12-4-2	2		(5/16"UNFx3/4"CH)
7 " " WASHER	TD 323	20-1-7	12		(5/16" T & C)
8 " " NYLOC NUT	TD 379	13-3-2	6		(5/16"UNF FULL)
② 9 RADIATOR TIE-ROD LH	752-01-115	3-8-12	1		
10 " " " MOUNTING	732-05-05	4-2-2	4		(1" I.D.)
11 " " " " BOLT	TD 206	12-3-4	4		(1/4"UNFx1 3/4"CH)
12 " " " " WASHER	TD 322	20-1-6	8		(1/4" T & C)
13 " " " " NYLOC NUT	TD 378	13-3-1	4		(1/4"UNF FULL)
14 FRONT WATER CROSSOVER PIPE LH	752-13-09	2-7-1	1		
15 " " " " RH	752-13-10	2-7-2	1		
16 RUBBER HOSE (4" LENGTH)	TD 753	8-4-7	6		(1 1/4" I.D.)
17 " " JUBILEE CLIP	TD 725	25-1-8	13		(1X SIZE)
18 REAR WATER PIPE(SWIRL POT TO RH RAD)	752-13-13	2-7-4	1		
19 REAR WATER PIPE(WATER PUMP TO LH RAD)	752-13-11	2-7-3	1		
20 " " " RUBBER HOSE			1		(1 1/2" I.D. TO 1 1/4" ID)
21 " " " " HOSE JUBILEE CLIP	TD 727	25-1-10	1		(NO 2 SIZE)
22 SWIRL POT	75S-13-17	2-3-8	1		
23 " " RUBBER HOSE (4" LENGTH)	TD 755	8-4-8	1		(1 1/2" I.D.)
24 " " " HOSE JUBILEE CLIP	TD 727	25-1-10	2		(NO 2 SIZE)
25 HEADER TANK	752-13-06	2-3-2	1		
26 " " CAP	TD 72	8-6-11	1		
27 HEADER TANK MOUNTING BOLT	TD 558	12-11-15	2		(1/4"UNFx4 1/2"HH)
28 " " " WASHER	TD 322	20-1-6	2		(1/4" T & C)
29 " " " NYLOC NUT	TD 378	13-3-1	2		(1/4"UNF FULL)
30 " " " PLASTIC PIPE (3 1/2" LENGTH)	TD 736	8-7-12	2		(1/4" I.D. CLEAR (PLASTIC))
31 " " RUBBER HOSE(20" LENGTH)	TD 748	8-7-10	1		(5/8" I.D.)
32 " " JUBILEE CLIP	TD 722	25-1-5	2		(OX SIZE)
33 " " OVERFLOW PIPE (30" LENGTH)	TD 742	8-12-8	1		(5/16" I.D. CLEAR PLASTIC)

ISSUE	SIGNATURE	DATE
1	JRHolroyd	18-4-75
2	JRHolroyd	17-6-75

SECTION I2

Item	Ref. No.	Matrix	No. Off	Detail
35 BLEED PIPE-HEADER TANK TO SWIRL POT (42" LENGTH)	TD 542	8-8-5	1	(5/32" I. D. NYLON)
36 BLEED PIPE STRAIGHT UNION	TD 541	8-5-12	2	(1/8" BSP SIZE)
37 BLEED PIPE-HEADER TANK TO TEE PIECE (19" LENGTH)	TD 542	8-8-5	1	(5/32" I. D. NYLON)
38 BLEED PIPE TEE PIECE		8-9-11	1	
39 BLEED PIPE-TEE PIECE TO LH RAD (27" LENGTH)	TD 542	8-8-5	1	(5/32" I. D. NYLON)
40 BLEED PIPE-TEE PIECE TO RH RAD (18" LENGTH)	TD 542	8-8-5	1	(5/32" I. D. NYLON)
41 BLEED PIPE STRAIGHT UNION	TD 541	8-5-12	3	(1/8" BSP SIZE)
42 BLEED PIPE-HEADER TANK TO BLEED ADAPTOR (40" LENGTH)	TD 542	8-8-5	1	(5/32" I. D. NYLON)
43 BLEED PIPE STRAIGHT UNION	TD 541	8-5-12	2	(1/8" BSP SIZE)
44 CYLINDER HEAD BLEED ADAPTOR	75S-13-07	4-15-2	1	
45 " " " ADAPTOR RUBBER HOSE (3" LENGTH)	TD 751	8-7-2	1	(1" I. D. )
46 CYLINDER HEAD BLEED ADAPTOR JUBILEE CLIP	TD 724	25-1-7	2	(NO 1 SIZE)
② 47 RADIATOR TIE-ROD RH	752-01-116	3-8-14	1	
② 48 " " " METALASTIC BUSH	TD		4	

752 CONVERSION KIT

SHEET 1 OF 6

		SECTION				
	Item	Ref. No.	Price	No. Off	Earliest Delivery	Rate per week
	LONGER +2" RADIUS RODS					
(DH)	TOP RADIUS ARM (24.50")	753-03-02	19.80	2	20 MAY	30
(DH)	BOTTOM RADIUS ARM (25.00")	752-03-05	19.80	2	20 MAY	30
(GF)	TOP LINK SPACER	752-01-129	5.00	2	20 MAY	30
(DH)	TOP LINK D/SHEAR BRACKET LH	752-01-125	4.00	1	20 MAY	15
(DH)	" " " " RH	752-01-124	2.00	1	20 MAY	15
(DH)	TOP LINK D/SHEAR BRACKET BRACE LH	752-01-127	7.00	1	20 MAY	15
(DH)	" " " " " RH	752-01-126	7.00	1	20 MAY	15
(GF)	RARB MOUNTING	752-05-08	18.00	4	20 MAY	30
(DH)	REAR UPRIGHT DOUBLE SHEAR PLATE	752-07-05	6.00	2	20 MAY	30
(GF)	" " " " " SPACER	752-05-09	5.00	2	20 MAY	30
(PE)	" " BOTTOM HELICOIL (3/8" UNF x 2 1/2")	TD	5.80	2	20 MAY	30
(GF)	REAR DAMPER BOTTOM SPACER	752-07-07	5.00	2	20 MAY	30
(GF)	BOTTOM LINK OUTER SPACER	752-07-08	5.00	2	20 MAY	30
	BOTTOM CLEVIS (SPECIALLY M/C'd WITH SQUARE SHOULDER BY (GF))	703-03-27		2		
	CUSTOMER TO BE SUPPLIED WITH UPRIGHT M/C AND ASSEMBLY DRAWING	752-07-10				
	JUMP PLUG WIRING DRAWING	752-28-06		1		
	WHEN USING SCHNITZER ENGINE WITH CAST REAR CROSSMEMBER USE					
	TOP LINK D/SHEAR BRACKET LH	752-01-140		1		
	" " " " RH	752-01-141		1		
	" " " " BRACE LH	752-01-163		1		
	" " " " " RH	752-01-164		1		
	IF USING REAR UPRIGHT WITH ORIGINAL					

SHEET 2 OF 6

		SECTION		No. Off	Earliest Delivery	Rate per week
Item	Ref. No.	Price				
FRONT BATTERY MOUNTING.						
(CW) NOSE FRAME (INCL. BOX)	752-01-42	29.50		1	( )	5
BATTERY LEAD (BATTERY TO STARTER MOTOR) (118" LENGTH)	} 20	50.00		1	STOCK	
BATTERY LEAD (BATTERY TO MASTER SWITCH) (118" LENGTH)				1	STOCK	
BATTERY LEAD TERMINAL		1.00		6	STOCK	
(R) " " " RUBBER BOOT		1.50		3		
? BATTERY CLIP		100.00			?	
(PL) BATTERY JUMP PLUG	TD	4.00		1	?	
(PH) " " " BRACKET	752-28-04			1	min 20	15
BATTERY LEAD (BATTERY TO JUMP PLUG) (3' " LENGTH)	} 4	10.00		1		
BATTERY LEAD (BATTERY TO JUMP PLUG) ( " LENGTH)				1		
BATTERY LEAD TERMINAL		.60		4		
REAR BRAKE MASTER CYLINDER OUTLET UNION (-3 90° AEROQUIP)	TD	4.70		1		
HOSE - MASTER CYLINDER TO RH REAR CALIPER (136" LENGTH) (-3 AEROQUIP)	TD 12	42.00		1		
RH REAR CALIPER INLET UNION (-3 90° AEROQUIP)	TD	4.70		1		
CLUTCH MASTER CYLINDER OUTLET UNION (-4 90° AEROQUIP)	TD	4.70		1		
HOSE - MASTER CYLINDER TO SLAVE CYLINDER (155" LENGTH) (-4 AEROQUIP)	TD 12	48.50		1		
CLUTCH SLAVE CYLINDER INLET UNION						

SHEET 3 OF 6

		SECTION				
Item	Ref. No.	Price	No. Off	Earliest Delivery	Rate per week	
SINGLE-PILLAR REAR WING.						
(DH) REAR WING	752-12-41	210.00	1	27 MAY	5/WEEK	
(DH) REAR WING PC FLAP (2 1/2")	752-12-32	6.00	1	20 MAY	15	
" " " " BOLT			5			
" " " " NYLOC NUT			5			
(DH) " " " " RETENTION BRACKET LH	751-12-20	3.00	1	20 MAY	15	
(DH) " " " " " RH	751-12-21	3.00	1	20 MAY	15	
(LM) GEAR BOX END COVER	752-16-07	70.00	1	27 MAY	15	
(DH) OIL TANK FRONT SUPPORT BRACKET	752-01-100	16.00	1	27 MAY	5	
" " REAR " "	752-01-101	10.00	1	20 MAY	15	
OIL COOLER SUPPORT BRACKET	752-01-139	10.00	1	27 MAY	5	
				27 MAY	5	
(P2) REAR LIGHT	TD 715	5.00	1			
" " RED LENS	TD 716		1			
" " BULB	TD 717		1			
(H) " " MOUNTING BRACKET	752-12-43	5.00	1	20 MAY	15	
" " MOUNTING RUBBER	TD		2			
(DH) REAR ENGINE COVER MOUNT	752-01-128	10.00	1	27 MAY	5/WEEK	

752 CONVERSION KIT - OPTION

SHEET 4 OF 6

		SECTION				
	Item	Ref. No.	Price	No. Off	Earliest Delivery	Rate per week
	REAR BODYWORK					
(PC)	753 REAR ENGINE COVER		79.50	1	15 MAY	5/week
	ROLLOVER BAR COVER SIDE BODY PLATE LH	752-01-123	5.00	1	20 MAY	15
	" " " " " RH	752-01-122	5.00	1	20 MAY	15
	" " " " " - SPACER	75R-15-03	5.00	2	20 MAY	30
	REAR ENGINE COVER DZUS FASTENER			5		
	" " " DZUS WIRE			5		
(PC)	AIRBOX		40.40	1	15 MAY	5/week
(DH)	AIRBOX BASE	752-01-136	26.00	1	23 MAY	15 week
(DH)	" " CLAMP	752-01-110	5.00	2	20 MAY	30
	" " DZUS FASTENER			4		
	" " DZUS WIRE			4		
	" " NYLOC NUT			2		
	" " WASHER			2		

# 752 CONVERSION KIT - OPTION

SHEET 5 OF 6

Item	SECTION		No. Off	Detail
	Ref. No.	Matrix		
<u>RAISING LOWER LINKS</u>				
REAR UPRIGHT LOWER CLEVIS HOLE MODIFICATION	751-07-05		2	
LINK ANCHOR PLATE SPACER POSITIONS				
LINK ANCHOR PLATE FORWARD DOUBLE SHEAR BRACKET	752-01-138		1	
<u>ALTERING RADIUS ROD FRONT PICK-UPS.</u>				
RADIUS ROD SUPPORT BRACKET LH	752-03-07		1	
" " " " RH	752-03-06		1	
REAR SUSPENSION TOP CLEVIS	752-03-09		2	
REAR BULKHEAD STD K NUT	TD 408		4	(1/2" UNF)

ISSUE	SIGNATURE	DATE
1	JRHolroyd	18-4-75
2	JRHolroyd	17-6-75

SECTION M2

Item	Ref. No.	Matrix	No. Off	Detail
1 BATTERY	TD 124	8-3-11	1	
2 BATTERY LEAD-(BATTERY TO MASTER SWITCH - 80" LENGTH)	TD 626	8-5-3	1	(FEPSIL 2)
3 " " -(BATTERY TO STARTER MOTOR - 56" LENGTH)	TD 626	8-5-3	1	(FEPSIL 2)
4 BATTERY LEAD TERMINAL			6	
5 " " " RUBBER BOOT	TD 915	9-3-14	3	
6 BATTERY CLIP	75R-17-03	3-2-12	1	
7 " " SPRING		23-2-1	1	
MASTER SWITCH ASSEMBLY	75R-28-04		1	
8 COMPRISES: BODY	TD 428	9-1-15	1	
9 SHAFT	75R-28-01	4-12-12	1	
10 NYLON BUSH	75R-28-03	4-12-13	1	
11 LEVER	75R-28-02	1-4-4	1	
12 LEVER BOLT			1	
13 MASTER SWITCH MOUNTING BOLT			2	
14 " " " WASHER			2	
15 " " " NYLOC NUT			2	
16 LABEL			1	(RED AND BLUE)
17 SPARK BOX	752-28-02	3-13-13	1	
18 " " LID	752-28-05	3-16-9	1	
19 " " " BOLT			3	
20 " " " NYLOC NUT			3	
21 " " INTERNALS			1	
22 " " BOBBIN	75S-28-02	4-14-15	4	
23 " " " RUBBER STRAP			2	
24 " " " BOLT			2	
25 " " " NYLOC NUT			2	
26 SPARK BOX MOUNTING PLATE	752-28-01	3-13-14	1	
27 " " " " BLOCK	732-05-05	4-2-2	6	(1" I.D.)
28 " " " "BLOCK BOLT			4	
29 " " " " " "			2	
30 " " " " " NYLOC NUT			6	

ISSUE	SIGNATURE	DATE
1	JR Holroyd	18-4-75
2	JR Holroyd	17-6-75.

SECTION M2

Item	Ref. No.	Matrix	No. Off	Detail
31 SPARK BOX 5 WAY CONNECTOR - FEMALE		9-3-13	1	(LUCAS)
32 " " " " " - MALE		9-3-12	1	(LUCAS)
33 " " 2 WAY CONNECTOR - FEMALE			1	(AMPLIVERSAL)
34 " " " " " - MALE			1	(AMPLIVERSAL)
35 " " 3 WAY CONNECTOR - FEMALE		9-4-1	1	(BOSCH)
36 " " " " " - MALE		9-4-2	1	(BOSCH)
37 TOGGLE SWITCH - FUEL PUMP	TD 427	9-1-13	1	
38 " " - IGNITION	TD 427	9-1-13	1	
39 " " - CRASH LIGHT	TD 427	9-1-13	1	
40 KILL SWITCH (STEERING WHEEL)	TD 426	9-1-12	1	(NSF)
41 STARTER BUTTON SWITCH	TD 274	9-1-2	1	
42 REAR CRASH LIGHT	TD 275	9-1-5	1	(RED LENS)
43 " " " MOUNTING RUBBER			2	
44 " " " SPRING WASHER			4	
45 " " " NYLOC NUT			4	

ISSUE	SIGNATURE	DATE
1	JRHloyd	18-4-75
2	JRHloyd	17-6-75

SECTION L2

Item	Ref. No.	Matrix	No. Off	Detail
<b>FRONT BRAKES</b>				
1	TD 281	7-4-7	1	(LOCKHEED)
2	TD 372	13-3-8	1	(5/16"UNF HALF)
3	TD 284	7-1-8	1	(0.75" SIZE)
② 4	752-26-05	4-24-13	1	
5	TD 222	12-4-9	2	(5/16"UNFx2½"CH)
6	TD 323	20-1-7	4	(5/16" T & C)
7	TD 379	13-3-2	2	(5/16"UNF FULL)
8	TD 689	20-2-14	1	(3/8" THIN)
9	TD 690	7-3-8	1	
10	TD 688		1	(7/16" THIN)
11	TD 691	7-3-5	1	(2 WAY 90°)
12	732-06-18	4-8-7	2	(1/8"BSP/3/8"UNF MALE/MALE)
13	TD 689	20-2-14	2	(3/8" THIN)
14	TD 697	21-1-1	2	(-3BSP St AEROQUIP)
15	TD 290	21-2-7	2	(-3 AEROQUIP)
16	TD 701	21-1-3	2	(-3BSP 90° AEROQUIP)
17	732-06-18	4-8-7	2	(1/8"BSP/3/8"UNF MALE/MALE)
18	TD	20-2-13	2	(3/8" THICK)
19	TD 107	7-2-1	1	
20	TD 107	7-2-1	1	
21	TD 276	7-2-8	4	(FERODO DS 11)
22	TD 242	12-6-2	4	(7/16"UNFx1¼"CH)
23	TD 325	20-1-9	4	(7/16" T & C)
24	753-06-02	4-24-9	4	
<b>REAR BRAKES</b>				
25	TD 281	7-4-7	1	(LOCKHEED)
26	TD 372	13-3-8	3	(5/16"UNF HALF)
27	TD 280	7-1-9	1	(0.70" size)
② 28	752-26-05	4-24-13	1	
29	TD 222	12-4-9	2	(5/16"UNFx2½"CH)

HYDRAULICS - 752

ISSUE	SIGNATURE	DATE
1	JRHolroyd	18-4-75
2	JRHolroyd	17-6-75

SHEET 2 OF 3

SECTION I2

Item	Ref. No.	Matrix	No. Off	Detail
<b>REAR BRAKES (CONT'D)</b>				
30				
BRAKE MASTER CYLINDER WASHER	TD 323	20-1-7	4	(5/16" T & C)
31				
" " " NYLOC NUT	TD 379	13-3-2	2	(5/16"UNF FULL)
32				
BRAKE BUNDY PIPE (90" LENGTH)	TD 694	7-3-3	1	(3/16" O.D.)
33				
" BULKHEAD ADAPTOR	752-26-02	4-16-13	1	
34				
" " " LOCKNUT	TD 387	13-4-8	1	(3/8"UNF HALF)
35				
" " " STAR WASHER	TD 360	20-4-1	1	(3/8")
36				
" " " UNION	TD 697	21-1-1	1	(-3BSP/ <sup>St</sup> AEROQUIP)
37				
HOSE-BULKHEAD ADAPTOR TO RH CALIPER	TD 290	21-2-7	1	(-3 AEROQUIP)
38				
BRAKE CALIPER INLET UNION	TD 701	21-1-3	1	(-3BSP 90° AEROQUIP)
39				
" " " ADAPTOR	732-06-18	4-8-7	1	(1/8"BSP/3/8"UNF MALE/MALE)
40				
" " " " COPPER WASHER	TD	20-2-13	1	(3/8" THICK)
41				
BRAKE CALIPER RH	TD 108	7-2-2	1	
42				
" " MOUNTING BOLT	722-10-06	12-1-11	2	(7/16"UNFx1 1/8"HH)
43				
" " " WASHER	TD 325	20-1-9	2	(7/16" T & C)
44				
" " " BLOCK RH	742-10-05/A	5-1-12	1	
45				
" " " " BOLT			2	
46				
" " " OUTLET ADAPTOR	732-06-18	4-8-7	1	(1/8"BSP/3/8"UNF MALE/MALE)
47				
" " " " COPPER WASHER	TD 689	20-2-13	1	(3/8" THICK)
48				
" " " UNION	TD 701	21-1-3	1	(-3BSP 90° AEROQUIP)
49				
HOSE-RH CALIPER TO LH CALIPER ( " LENGTH)	TD 290	21-2-7	1	(-3 AEROQUIP)
50				
BRAKE CALIPER INLET UNION	TD 701	21-1-3	1	(-3BSP 90° AEROQUIP)
51				
" " " ADAPTOR	732-06-18	4-8-7	1	(1/8"BSP/3/8"UNF MALE/MALE)
52				
" " " " COPPER WASHER	TD	20-2-13	1	(3/8" THICK)
53				
BRAKE CALIPER LH	TD 108	7-2-2	1	
54				
" " MOUNTING BOLT	722-10-06	12-1-11	2	(7/16"UNFx1 1/8"HH)
55				
" " " WASHER	TD 325	20-1-9	2	
56				
" " " BLOCK LH	742-10-05/A	5-1-12	1	
57				
" " " " BOLT			2	

ISSUE	SIGNATURE	DATE
1	JRHolwayd	18-4-75
2	JRHolwayd	17-6-75

		SECTION	L2		
Item	Ref. No.	Matrix	No. Off	Detail	
<b>CLUTCH</b>					
58	CLUTCH PUSH ROD	TD 281	7-4-7	1	(LOCKHEED)
59	" " " LOCKNUT	TD 372	13-3-8	3	(5/16"UNF HALF)
60	CLUTCH MASTER CYLINDER	TD 284	7-1-8	1	(0.75" SIZE)
② 61	" " " BREATHER ADAPTOR	752-26-05	4-24-13	1	
62	" " " BOLT	TD 222	12-4-9	1	(5/16"UNFx2 $\frac{1}{2}$ CH)
63	" " " WASHER	TD 323	20-1-7	4	(5/16" T & C)
64	" " " NYLOC NUT	TD 379	13-3-2	2	(5/16"UNF FULL)
65	" " " COPPER WASHER	TD 689	20-2-14	1	( $\frac{3}{8}$ " THIN)
66	" " " ADAPTOR	TD 687	7-1-10	1	
67	CLUTCH BUNDY PIPE (96" LENGTH)	TD 692	7-3-1	1	( $\frac{1}{4}$ " O.D.)
68	CLUTCH BULKHEAD ADAPTOR	722-18-04	4-16-14	1	
69	" " " NUT	TD 388	13-4-9	1	(7/16" UNF HALF)
70	" " "STAR WASHER	TD 361	20-4-2	1	(7/16")
71	" " "UNION	TD 698	21-1-4	1	(-4BSP St AEROQUIP)
72	HOSE-BULKHEAD ADAPTOR TO SLAVE CYLINDER	TD 291	21-2-8	1	(-4 AEROQUIP)
73	CLUTCH SLAVE CYLINDER INLET UNION	TD 702	21-1-6	1	(-4BSP 90° AEROQUIP)
74	" " " INLET ADAPTOR	722-18-08	4-8-8	1	( $\frac{1}{4}$ " BSP/ $\frac{3}{8}$ " UNF MALE/MALE)
75	" " " COPPER WASHER	TD 689	20-2-14	1	( $\frac{3}{8}$ " THIN)
76	REAR BRAKE CALIPER DISC PAD	TD 277	7-2-9	4	(FERODO DS11)
② 77	MASTER CYLINDER BREATHER PIPE (7" LENGTH)	TD		2	
② 78	MASTER CYLINDER BREATHER PIPE (5" LENGTH)	TD		1	
② 79	MASTER CYLINDER BREATHER TEE-PIECE		(8-9-11)	1	
② 80	MASTER CYLINDER BREATHER WASHER			3	
② 81	" " " NUT			3	

MONOCOQUE - 752

SHEET 1 OF 5

ISSUE	SIGNATURE	DATE
1	J. Holroyd	18-4-75
2	J. Holroyd	17-6-75

SECTION A2

Item	Ref. No.	Matrix	No. Off	Detail
MONOCOQUE ASSEMBLY	752-01-28	3-1-14	1	
COMPRISES:				
1 SEAT TANK COVER PLATE	752-01-137	3-16-15	1	
2 " " " " BOLT	TD 528	12-2-13	14	(2BA x $\frac{3}{8}$ " BH)
3 " " " " WASHER	TD 365	20-2-11	14	(2BA T&C)
4 REAR PANEL COVER LH	752-01-22	3-16-2	1	
5 " " " RH	752-01-21	3-16-3	1	
6 " " " BOLT	TD 677	12-3-14	44	( $\frac{1}{4}$ " UNF x $\frac{3}{4}$ " BH)
7 " " " WASHER	TD 322	20-1-6	44	( $\frac{1}{4}$ " T&C)
8 RACK MOUNTING BLOCK	752-04-03	4-24-2	2	
9 " " " BOLT				
10 5KG FIRE EXTINGUISHER MOUNTING	752-01-89	1-7-1	1	
11 LIFE SUPPORT/FIRE EXT. " BRACKET	753-01-13	3-1-11	1	
12 GEARSHIFT SHROUD	753-01-40	1-6-10	1	
13 " " BOLT	TD 529	12-2-14	6	(2BA x $\frac{1}{2}$ " BH)
14 " " WASHER	TD 365	20-2-11	6	(2BA T & C)
15 FRONT SUSPENSION PLATE	752-01-87	1-6-6	2	( $\frac{1}{8}$ " THICK)
16 " " " BOLT	TD 216	12-4-3	4	(5/16" UNF x 1" CH)
17 " " " WASHER	TD 323	20-1-7	4	(5/16" T&C)
18 LEFT FOOT REST	712-01-57	1-1-2	1	
19 " " " BOLT	TD 529	12-2-1	4	(2BA x $\frac{1}{2}$ " BH)
20 " " " WASHER	TD 365	20-2-11	4	(2BA T&C)
21 " " " NYLOC NUT	TD 410	13-1-3	4	(2BA FULL)
22 HEEL REST	712-01-80	1-1-12	1	
23 SEAT BELT	TD 10	8-1-11	1	
24 " " PLATE - FLAT	722-01-74	2-1-1	2	
25 " " " - JOGGLED	722-01-75	2-1-2	2	
26 " " " BOLT	TD 534	12-3-15	8	(5/16" UNF x 1" BH)
27 " " " WASHER	TD 323	20-1-7	8	(5/16" T&C)
28 " " " NYLOC NUT	TD 372	13-3-8	8	(5/16" UNF HALF)
29 SUB DASH PANEL	712-01-62	1-1-3	1	
30 " " " MOUNTING RUBBER	TD 8	8-1-1	4	
31 " " " DOME NUT	TD 416	13-1-5	4	(2BA)
32 " " " WASHER	TD 365	20-2-11	4	(2BA T&C)
33 " " " NYLOC NUT	TD 410	13-1-3	4	(2BA FULL)
34 ROLLOVER BAR	752-01-56	2-2-7	1	
35 " " BRACKET	752-01-45	4-2-14	4	
36 " " BOLT	TD 327	12-5-10	4	( $\frac{3}{4}$ " UNF x 2" CH)

SECTION A2

ISSUE	SIGNATURE	DATE
1	JPHolroyd	18-4-75
2	JPHolroyd	17-6-75

Item	Ref. No.	Matrix	No. Off	Detail
37 ROLLOVER BAR NYLOC NUT	TD 380	13-3-3	2	( $\frac{3}{8}$ "UNF FULL)
38 ROLLOVER BAR STAY	732-01-18	1-1-4	2	
39 " " " TOP BOLT	TD 236	12-5-9	2	( $\frac{3}{8}$ "UNF x $2\frac{3}{4}$ "CH)
40 " " " TOP NYLOC NUT	TD 380	13-3-3	2	( $\frac{3}{8}$ "UNF FULL)
41 " " " BOTTOM BOLT	TD 229	12-5-2	2	( $\frac{3}{8}$ "UNF x 1"CH)
42 FRONT SKID	752-01-121	6-2-12	1	
43 " " BOLT	TD 529	12-2-14	3	(2BA x $\frac{1}{2}$ " BH)
44 STEERING WHEEL	742-04-02	8-1-3	1	
45 " " RETAINING WASHER	712-04-07	4-2-4	1	
46 " " " RIVET	TD 7	8-1-4	3	
47 " " " BOLT	TD 216	12-4-3	1	( $\frac{5}{16}$ "UNF x 1"CH)
48 STEERING COLUMN	712-04-04	3-1-1	1	(30" LENGTH)
49 " " SUPPORT	732-04-02	4-2-1	2	
50 " " " BOLT	TD 220	12-4-7	1	( $\frac{5}{16}$ "UNF x 2"CH)
51 " " " WASHER	TD 323	20-1-7	1	( $\frac{5}{16}$ " T&C)
52 " " " NYLOC NUT	TD 379	13-3-2	1	( $\frac{5}{16}$ "UNF FULL)
53 " " UNIVERSAL JOINT	TD 9	8-1-2	1	
54 " " " " BOLT	TD 218	12-4-5	2	( $\frac{5}{16}$ "UNF x $1\frac{1}{2}$ "CH)
55 " " " " NYLOC NUT	TD 379	13-3-2	2	( $\frac{5}{16}$ "UNF FULL)
56 CHASSIS PLATE	732-01-48	8-4-4	1	
57 CAUTION PLATE	752-01-49	8-3-12	1	
GEARCHANGE MECHANISM			1	
COMPRISES:				
58 GEAR LEVER	732-11-10	4-5-1	1	
59 " " PIVOT	712-11-10	4-5-2	1	
60 " " " BOLT	TD 203	12-3-1	1	( $\frac{1}{4}$ "UNF x 1"CH)
61 " " " NYLOC NUT	TD 378	13-3-1	1	( $\frac{1}{4}$ "UNF FULL)
62 GEAR SHAFT	752-11-04	4-24-12	1	
63 " " ROSE JOINT BOLT	TD 202	12-3-12	1	( $\frac{1}{4}$ "UNF x $\frac{3}{4}$ "CH)
64 " " " " WASHER			1	
65 GEAR FORK	742-11-01	4-5-4	1	
66 GEAR LEVER BADGE	752-11-05	8-6-10	1	
67				
FIRE EXTINGUISHER SYSTEM				
COMPRISES:				
68 FIRE PULL HANDLE	752-22-01	1-2-14	1	

ISSUE	SIGNATURE	DATE
1	JPHelroyd	18-4-75
2	JPHelroyd	17-6-75

SECTION A2

Item	Ref. No.	Matrix	No. Off	Detail
69 FIRE PULL HANDLE LABEL	TD 710	29-2-13	1	(RED AND WHITE)
70 " " " BOLT	TD 517	12-3-11	1	( $\frac{1}{4}$ " UNF x $\frac{1}{2}$ " CH)
71 " " " SPRING WASHER	TD 334	20-1-11	1	( $\frac{1}{4}$ " SQ. SEC.)
72 " " " PLAIN WASHER	TD 322	20-1-6	1	( $\frac{1}{4}$ " T&C)
73 FOUR WAY CABLE PULL CYLINDER	TD 708	29-1-14	1	
74 " " " " " BOLT	TD 536	12-2-1	2	(2BA x $\frac{1}{2}$ " CH)
75 " " " " " SPRING WASHER	TD 367	20-2-2	2	(2BA SQ. SEC.)
76 " " " " " SPLIT PIN	TD 152	29-1-14	1	( $\frac{1}{8}$ " x 2")
77 FIREATER PLASTIC TRIANGLE TO MASTER SWITCH	TD 708	29-1-14	1	
78 FERRULE	TD 708	29-1-14	1	
79 INNER CABLE	TD 708	29-1-14	1	
80 OUTER CABLE	TD 708	29-1-14	1	
81 SOLDERLESS NIPPLE	TD 708	29-1-14	1	
82 CLEVIS	TD 35	8-2-6	1	
83 CLEVIS PIN	TD 36	8-2-7	1	
84 " " SPLIT PIN TO 2.5 KG BOTTLE	TD 40	8-2-10	1	( $\frac{1}{16}$ " DIA x 1" LONG)
85 FERRULE	TD 708	29-1-14	1	
86 INNER CABLE	TD 708	29-1-14	1	
87 OUTER CABLE	TD 708	29-1-14	1	
88 FERRULE	TD 708	29-1-14	1	
89 CABLE ADJUSTER AND LOCKNUT	TD 710	29-1-12	1	
90 SOLDER-ON NIPPLE	TD 34	8-2-5	1	
91 90° CONDUIT BEND AND LOCKNUT	TD 710	29-1-12	1	
92 OPERATING HEAD	TD 710	29-1-12	1	
93 EXTINGUISHER BOTTLE	TD 710	29-1-12	1	(2.5 KG SIZE)
94 " " STRAP	TD 710	29-1-12	2	(2.5 KG SIZE)
95 BRASS UNION	TD 710	29-1-12	1	
96 PURPLE FLEXIBLE PIPE	TD 710	29-1-12	1	
97 REAR BULKHEAD NOZZLE	TD 710	29-1-12	1	
98 " " " LOCKNUT	752-17-03	4-13-3	1	( $\frac{3}{8}$ " BSP ALLOY)

ISSUE	SIGNATURE	DATE
1	J.H. Howard	18-4-75
2	J.H. Howard	17-6-75

SECTION A2

Item	Ref. No.	Matrix	No. Off	Detail
<b>TO LIFE-SUPPORT BOTTLE</b>				
99 FERRULE	TD 708	29-1-14	1	
100 INNER CABLE	TD 708	29-1-14	1	
101 OUTER CABLE	TD 708	29-1-14	1	
102 FERRULE	TD 708	29-1-14	1	
103 CABLE ADJUSTER AND LOCKNUT	TD 711	29-1-15	1	
104 SOLDER-ON NIPPLE	TD 34	8-2-5	1	
105 OPERATING HEAD	TD 711	29-1-15	1	
106 LIFE-SUPPORT BOTTLE	TD 711	29-1-15	1	
107 " " " STRAP	TD 711	29-1-15	2	
108 FLEXIBLE FEED PIPE	TD 711	29-1-15	1	
<b>TO 5 KG BOTTLE</b>				
109 FERRULE	TD 708	29-1-14	1	
110 INNER CABLE	TD 708	29-1-14	1	
111 OUTER CABLE	TD 708	29-1-14	1	
112 FERRULE	TD 708	29-1-14	1	
113 CABLE ADJUSTER AND LOCKNUT	TD 709	29-1-13	1	
114 SOLDER-ON NIPPLE	TD 34	8-2-5	1	
115 90° CONDUIT BEND AND LOCKNUT	TD 709	29-1-13	1	
116 OPERATING HEAD	TD 709	29-1-13	1	
117 EXTINGUISHER BOTTLE	TD 709	29-1-13	1	(5 KG SIZE)
118 " " " STRAP	TD 709	29-1-13	2	(5 KG SIZE)
119 BRASS UNION	TD 709	29-1-13	1	
120 PURPLE FLEXIBLE PIPE	TD 709	29-1-13	1	
121 DASHBOARD UNION			1	
122 " WASHER			1	
123 " OUTLET TUBE	752-22-12	3-7-9	1	
124 " " " NUT	TD 713	13-1-9	1	
125 " " " OLIVE	TD 712	29-2-15	1	
126 COCKPIT NOZZLE	TD 709	29-1-13	1	
127 TYRAP - MEDIUM			6	
<b>FIRE PULL HANDLE TO COCKPIT FIRE LEVER</b>				
128 CLEVIS	TD 35	8-2-6	1	
129 CLEVIS PIN	TD 36	8-2-7	1	
130 " " WASHER	TD 365	20-2-11	1	(2BA T & C)

ISSUE	SIGNATURE	DATE
1	JPHolwayd	18-4-75
2	JPHolwayd	17-6-75

SECTION A2

Item	Ref. No.	Matrix	No. Off	Detail	
131 CLEVIS PIN SPLIT PIN	TD 40	8-2-10	1	(1/16"DIA. x 1" LONG)	
132 SOLDER-ON NIPPLE	TD 34	8-2-5	1		
133 CABLE ADJUSTER AND LOCKNUT	TD 32	8-2-3	1		
134 INNER CABLE	TD 708	29-1-14	1		
135 FERRULE	TD 708	29-1-14	1		
136 OUTER CABLE	TD 708	29-1-14	1		
137 FERRULE	TD 708	29-1-14	1		
138 CABLE ADJUSTER AND LOCKNUT	TD 32	8-2-3	1		
139 SOLDER-ON NIPPLE	TD 34	8-2-5	1		
140 CLEVIS	TD 35	8-2-6	1		
141 CLEVIS PIN	TD 36	8-2-7	1		
142 " " SPLIT PIN	TD 40	8-2-10	1		(1/16"DIA x 1" LONG)
COCKPIT FIRE LEVER ASSEMBLY	752-22-03		1		
COMPRISES:					
143 COCKPIT FIRE LEVER	752-22-04	3-6-15	1		
144 " " " BADGE	752-22-08	8-5-11	1		
145 " " " BOLT	TD 529	12-2-14	1	(2BA x 1/2" BH)	
146 " " " SPRING WASHER	TD 367	20-2-2	1	(2BA SQ. SEC.)	
147 " " " PLAIN WASHER	TD 365	20-2-11	1	(2BA T & C)	
148 " " " LABEL	TD 710	29-2-13	1	(RED AND WHITE)	
MONOCOQUE GROMMETS					
149 DASHBOARD GROMMET		8-12-4	1	(1 1/2" O.D. 1" I.D.)	
150 " "		8-12-5	1	(1" O.D. 5/8" I.D.)	
151 " BLANKING GROMMET		8-12-6	1	(3/4" HOLE SIZE)	
152 FIRE EXTINGUISHER CABLE GROMMET		8-10-3	2	(1/2" O.D. 1/4" I.D.)	
153 FRONT SUSPENSION PLATE GROMMET		8-12-7	2	(1 1/4" O.D. 3/4" I.D.)	
154 REAR BULKHEAD GROMMET	TD 157	8-6-7	3	(1 1/2" O.D. 3/4" I.D.)	
155 FLEXIGROMMET (12" LENGTH)			1		
PLUNGER					
156 FOUR WAY CABLE PULL CYLINDER/	752-22-14	4-25-1	1		
157 " " " " SPLIT PIN	TD 40	8-2-10	1	(1/16"DIA. x 1" LONG)	
158 MONOCOQUE GEAR ROD ROSEJOINT HOUSING	741-11-01	3-17-2	1		



# KIT LISTS

## SECTION B

(FRONT SUSPENSION)

✓ B1 = 753 75R

✓ B2 = 752

✓ B3 =  75B

B4 = 751 (NOT REQUIRED)

B5 = 75S2

FRONT SUSPENSION - 752

SHEET 1 OF 2

SECTION B2

ISSUE	SIGNATURE	DATE
1	JPHolroyd	18-4-75
2	JPHolroyd	17-6-75

Item	Ref. No.	Matrix	No. Off	Detail
1 FRONT TOP WISHBONE	752-02-03	1-3-1	2	
2 FRONT BOTTOM WISHBONE LH	752-02-01	1-3-3	1	
3 " " " RH	752-02-02	1-3-4	1	
4 FORWARD FRONT SUSPENSION STRUT	752-01-68	1-6-2	2	
5 " " " " BOLT	TD 231	12-5-4	2	( $\frac{3}{8}$ "UNF x $1\frac{1}{2}$ "CH)
6 " " " " PLAIN WASHER	TD 324	20-1-8	2	( $\frac{3}{8}$ " T & C)
7 " " " " NYLOC NUT	TD 380	13-3-3	2	( $\frac{3}{8}$ " UNF FULL)
8 REARWARD FRONT SUSPENSION STRUT	742-01-05	1-1-6	2	
9 " " " " BOLT	TD 232	12-5-5	2	( $\frac{3}{8}$ "UNF x $1\frac{3}{4}$ "CH)
10 " " " " SPRING WASHER	TD 336	20-1-13	2	( $\frac{3}{8}$ "SQ. SEC)
11 FTWB SPACER	732-02-04	4-2-11	2	
12 FBWB SPACER	732-02-06	4-2-10	2	
13 FWB THROUGH BOLT	722-02-12	4-5-6	4	
14 " " " PLAIN WASHER	TD 324	20-1-8	4	( $\frac{3}{8}$ "T & C)
15 FWB BEARING JOURNAL	732-02-07	4-2-5	8	
16 FTWB INNER BRG. BUSH (DELRIN)	72G-02-08	4-6-12	8	
17 FBWB INNER BRG BUSH (DELRIN)	722-02-07	4-5-8	4	
18 THRUST WASHER	722-02-08	4-2-6	24	
19 FTWB SLEEVE NUT	703-03-05	4-2-9	2	
20 FTWB OUTER ROSE JOINT LOCKNUT	TD 390	13-4-11	2	( $\frac{5}{8}$ "UNF HALF)
21 FBWB " " " CIRCLIP	TD 119	8-2-8	2	
22 FRONT DAMPER	TD 197	16-1-9	2	(1180B KONI)
23 " " INSERT	712-02-09	4-2-12	8	
24 " " TOP BOLT	TD 238	12-5-12	2	( $\frac{3}{8}$ "UNF x $3\frac{1}{2}$ " CH)
25 " " TOP NYLOC NUT	TD 373	13-3-9	2	( $\frac{3}{8}$ "UNF HALF)
26 " " BOTTOM BOLT	TD 233	12-5-6	2	( $\frac{3}{8}$ "UNF x 2"CH)
27 " " BOTTOM NYLOC NUT	TD 373	13-3-9	2	( $\frac{3}{8}$ " UNF HALF)
28 FRONT SPRING	TD 460	16-1-3	2	(7" x 250 lb)
29 TYRAP - LARGE	TD 195	8-3-15	2	
30 LONG STEERING RACK ASSEMBLY	712-04-17	4-6-9	1	
31 RENAULT JOINT ASSEMBLY	TD 158	15-1-5	2	
32 " " SPLIT PIN	TD 43	23-1-13	2	( $\frac{1}{8}$ " x $1\frac{3}{4}$ " )
33 STEERING RACK SPACER	753-04-06	4-13-4	2	

ISSUE	SIGNATURE	DATE
1	JRHolroyd	18-4-75
2	JRHolroyd	17-6-75

SECTION B2

Item	Ref. No.	Matrix	No. Off	Detail
34 TRACK ROD	73S-04-03	3-1-6	2	(10 <sup>3</sup> / <sub>4</sub> " LENGTH)
35 " " INNER LOCK NUT	712-04-14	4-5-7	2	(12mm x 1.5mm)
36 " " OUTER LOCK NUT	TD 387	13-4-8	2	( <sup>3</sup> / <sub>8</sub> "UNF half)
37 STEERING ARM PLATE	703-04-15	2-1-3	4	
38 " " " SPACER	75B-01-12	4-15-7	4	(3/16" LENGTH)
39 " " " BOLT	TD 207	12-3-5	4	( <sup>1</sup> / <sub>4</sub> "UNF x 2"CH)
40 " " " NYLOC NUT	TD 378	13-3-1	4	( <sup>1</sup> / <sub>4</sub> "UNF FULL)
41 " " " BOLT	TD 221	12-4-8	2	(5/16" UNF x 2 <sup>1</sup> / <sub>4</sub> "CH)
42 " " " PLAIN WASHER	TD 323	20-1-7	8	5/16" W & C)
43 " " " NYLOC NUT	TD 379	13-3-2	2	(5/16" UNF FULL)
44 BUMPSTEER SPACER - THICK	75R-04-02	4-13-5	2	( <sup>3</sup> / <sub>8</sub> " LENGTH)
45 " " - THIN	712-04-11	4-15-6	2	(3/16" LENGTH)
46 FRONT ANTI-ROLL BAR	752-05-01	2-1-8	1	(1" DIA x 14g)
47 FARB MOUNTING	732-05-05	4-2-2	4	(1" ID)
48 " " SPACER	752-01-26	4-11-6	2	
49 " " BOLT	TD 208	12-3-6	4	( <sup>1</sup> / <sub>4</sub> "UNF x 2 <sup>1</sup> / <sub>4</sub> "CH)
50 " " PLAIN WASHER	TD 322	20-1-6	8	( <sup>1</sup> / <sub>4</sub> " T & C)
51 " " NYLOC NUT	TD 378	13-3-1	4	( <sup>1</sup> / <sub>4</sub> "UNF FULL)
52 FARB CLAMP	72X-05-19	1-2-9	2	(1" ID)
53 " " BOLT	TD 204	12-3-2	2	( <sup>1</sup> / <sub>4</sub> "UNF x 1 <sup>1</sup> / <sub>4</sub> " CH)
54 " " NYLOC NUT	TD 378	13-3-1	2	( <sup>1</sup> / <sub>4</sub> "UNF FULL)
55 FARB LINK	732-05-01	1-2-11	2	(3 <sup>3</sup> / <sub>8</sub> " LENGTH)
56 FARB LINK TOP BOLT	TD 216	12-4-3	2	(5/16"UNF x 1" CH)
57 " " TOP NYLOC NUT	TD 372	13-3-8	2	(5/16" UNF HALF)
58 " " BOTTOM BOLT	TD 219	12-4-6	2	(5/16"UNF x 1 <sup>3</sup> / <sub>4</sub> "CH)
59 " " BOTTOM NYLOC NUT	TD 379	13-3-2	2	(5/16"UNF FULL)
60 " " ROSE JOINT LOCK NUT	TD 386	13-4-7	4	(5/16"UNF HALF)
61 STEERING RACK SEAL		8-9-6	2	

# MONOCOQUE - 752 (LIGHTWEIGHT VERSION)

SHEET 1 OF 5

SECTION A2

Item	Ref. No.	Matrix	No. Off	Detail
* MONOCOQUE ASSEMBLY (LIGHTWEIGHT)	752-01- <del>00</del>	105	1	(SPECIAL LIGHTWEIGHT VERSION REFER PARTN <sup>g</sup> SHOWN)
COMPRISES SEAT TANK COVER PLATE			1	
"    "    "    "    BOLT			14	(2BA x
"    "    "    "    WASHER			14	(2BA T R C)
REAR PANEL COVER LH.			1	
"    "    "    RH.			1	
"    "    "    BOLT		12-3-14	44	(1/4" UNF x 3/4" BH)
"    "    "    WASHER			44	(1/4" T R C)
RACK MOUNTING BLOCK	752-04-03		2	
"    "    "    BOLT	TD 224	12-4-11	4	(5/16" UNF x 3" CH)
"    "    "    WASHER	TD		8	
"    "    "    NYLOC NUT	TD		4	(5/16" UNF FULL)
5KG FIRE EXTINGUISHER MOUNTING	752-01-89		1	
LIFE SUPPORT/FIRE EXT. MOUNTING BRACKET	753-01-13	3-1-11	1	
GEARSHIFT SHROUD			1	
"    "    "    BOLT			6	
"    "    "    WASHER			6	
FRONT SUSPENSION PLATE	752-01-87	1-6-6	2	
"    "    "    BOLT	TD 216	12-4-3	4	(5/16" UNF x 1" CH)
"    "    "    WASHER	TD		4	(5/16" T R C)
LEFT FOOT REST	712-01-57	1-1-2	1	
"    "    "    BOLT	TD 529	12-2-1	4	(2BA x 1/2" BH)
"    "    "    WASHER			4	(2BA T R C)
"    "    "    NYLOC NUT			4	(2BA FULL)
HEEL REST	712-01-80	1-1-12	1	
SEAT BELT	TD 10	8-1-11	1	
"    "    "    PLATE - FLAT	722-01-74	2-1-1	2	
"    "    "    PLATE - JOGGLED	722-01-75	2-1-2	2	
"    "    "    BOLT		12-3-15	8	(5/16" UNF x 1" BH)
"    "    "    WASHER			8	(5/16" T R C)
"    "    "    NYLOC NUT			8	(5/16" UNF HALF)
SUB DASH PANEL	712-01-62	1-1-3	1	
"    "    "    MOUNTING RUBBER	TD 8	8-1-1	4	

ISSUE	SIGNATURE	DATE
1	JPHolroyd	18-4-75
2	JPHolroyd	17-6-75

SECTION C2

Item	Ref. No.	Matrix	No. Off	Detail
1 TOP RADIUS ARM	752-03-02	3-3-6	2	(22.50" LENGTH)
2 BOTTOM RADIUS ARM	752-03-03	3-3-7	2	(23.00" LENGTH)
3 RADIUS ARM FIXING BOLT	TD 231	12-5-4	8	( $\frac{3}{8}$ " UNF x $1\frac{1}{2}$ CH)
4 " " PLAIN WASHER	TD 324	20-1-8	8	( $\frac{3}{8}$ " T & C)
5 " " NYLOC NUT	TD 373	13-3-9	8	( $\frac{3}{8}$ " UNF HALF)
6 TOP CLEVIS	75R-03-03	4-6-14	2	
7 " " UPRIGHT WASHER	712-03-20	4-2-15	4	
8 " " PLAIN WASHER	TD 326	20-1-10	2	( $\frac{1}{2}$ " T & C)
9 " " NYLOC NUT	TD 375	13-3-11	2	( $\frac{1}{2}$ " UNF HALF)
10 BOTTOM CLEVIS	75R-03-03	4-6-14	2	
11 " " UPRIGHT WASHER	712-03-20	4-2-15	4	
12 " " PLAIN WASHER	TD 326	20-1-10	2	( $\frac{1}{2}$ " T & C)
13 " " NYLOC NUT	TD 375	13-3-11	2	( $\frac{1}{2}$ " UNF HALF)
14 TOP LINK	703-03-06	4-6-6	2	(4.5" LENGTH)
15 " " INNER ROSE JOINT LOCKNUT	TD 389	13-4-10	2	( $\frac{1}{2}$ " UNF HALF)
16 " " OUTER ROSE JOINT LOCKNUT	TD 402	13-4-14	2	( $\frac{1}{2}$ " UNF L.H. Half)
17 BOTTOM LINK	752-03-01	3-4-14	4	(8.5" LENGTH)
18 " " INNER L.A. PLATE WASHER	712-03-20	4-2-15	8	
19 " " OUTER UPRIGHT BOLT	TD 526	12-7-9	2	( $\frac{1}{2}$ " UNF x $3\frac{1}{2}$ " CH)
20 " " " UPRIGHT WASHER	712-03-20	4-2-15	4	
21 " " " PLAIN WASHER	TD 326	20-1-10	2	( $\frac{1}{2}$ " T & C)
22 " " " NYLOC NUT	TD 375	13-3-11	2	( $\frac{1}{2}$ " UNF HALF)
23 " " INNER ROSE JOINT LOCKNUT	TD 389	13-4-10	4	( $\frac{1}{2}$ " UNF HALF)
24 " " OUTER ROSE JOINT LOCKNUT	TD 402	13-4-14	4	( $\frac{1}{2}$ " UNF LH HALF)
25 REAR DAMPER	TD 197	16-1-9	2	(1180B KONI)
26 " " INSERT	712-02-09	4-2-12	4	
27 " " TOP BOLT	TD 538	12-5-11	2	( $\frac{3}{8}$ " UNF x $3\frac{1}{4}$ " CH)
28 " " TOP NYLOC NUT	TD 380	13-3-3	2	( $\frac{3}{8}$ " UNF FULL)
29 " " BOTTOM BOLT	TD 526	12-7-9	2	( $\frac{1}{2}$ " UNF x $3\frac{1}{2}$ " CH)
30 " " BOTTOM NYLOC NUT	TD 375	13-3-11	2	( $\frac{1}{2}$ " UNF HALF)
31 " " BOTTOM WASHER	712-03-20	4-2-15	4	
32 REAR SPRING	TD 437	16-1-4	2	(8" x 350 lb)
33 TYRAP - LARGE	TD 195	8-3-15	2	
34 REAR ANTI-ROLL BAR	732-05-04	2-1-9	1	(1" DIA x 16g)
35 RARB MOUNTING	732-05-05	4-2-2	4	(1" ID)
36 " " BOLT	TD 207	12-3-5	2	( $\frac{1}{4}$ " UNF x 2" CH)

REAR SUSPENSION - 752

SHEET 2 OF 2

SECTION c2

ISSUE	SIGNATURE	DATE
1	JRHeweyd	18-4-75
2	JRHeweyd	17-6-75

Item	Ref. No.	Matrix	No. Off	Detail
37 RARB MOUNTING PLAIN WASHER	TD 322	20-1-6	2	(1/4" T & C)
38 " " NYLOC NUT	TD 378	13-3-1	2	(1/4" UNF FULL)
39 " " BOLT	TD 212	12-3-9	2	(1/4"UNF x 3 1/2"CH)
40 " " PLAIN WASHER	TD 322	20-1-6	2	(1/4"T & C)
41 " " NYLOC NUT	TD 378	13-3-1	2	(1/4"UNF FULL)
42 RARB CLAMP	72X-05-19	1-2-9	2	(1" ID)
43 " " BOLT	TD 204	12-3-2	2	(1/4"unf x 1 1/4"CH)
44 " " NYLOC NUT	TD 378	13-3-1	2	(1/4"UNF FULL)
45 RARB LINK	732-05-02	1-2-12	2	(10 7/8" LENGTH)
46 " " TOP BOLT	TD 216	12-4-3	2	(5/16"UNF x 1"CH)
47 " " TOP NYLOC NUT	TD 379	13-3-2	2	(5/16" UNF FULL)
48 " " BOTTOM BOLT	TD 519	12-4-12	2	(5/16"UNF x 3 1/4"CH)
49 " " BOTTOM FORWARD WASHER	703-02-12	4-1-15	2	
50 " " BOTTOM REARWARD WASHER	722-05-12	4-1-14	2	
51 " " BOTTOM NYLOC NUT	TD 379	13-3-2	2	(5/16" UNF FULL)
52 " " ROSE JOINT LOCKNUT	TD 386	13-4-7	4	(5/16UNF HALF)
53 REAR CROSSMEMBER PLATE LH (USE WITH CAST RXM ONLY)	752-01-46		1	} FORD ENGINE AND SCHNITZER ONLY
54 " " " RH (" " " )	752-01-51		1	
55 RARB MOUNT SPACER (USE WITH CAST RXM ONLY)	752-01-26		2	
56 REAR CROSSMEMBER PLATE (USE WITH CAST RXM ONLY)	752-01-34	3-2-7	2	
57 RADIUS ROD ROSEJOINT LOCKNUT	TD 387	13-4-8	8	(3/8" UNF HALF)

ENGINE INSTALLATION KIT - 752 SCHNITZER

ISSUE	SIGNATURE	DATE
1	J.P. Holroyd	18-4-75
2	J.P. Holroyd	2-5-75

SHEET 1 OF 4

SECTION F3

Item	Ref. No.	Matrix	No. Off	Detail
1 ENGINE (NORMALLY SUPPLIED BY CUSTOMER)			1	
2 " SIDEFAME LH	752-01-31A	1-4-12	1	
3 " " RH	752-01-32A	1-4-13	1	
4 " " MOUNTING STUD	752-01-37		4	
5 " " " STUD WASHER	TD 326	20-1-10	4	( $\frac{1}{2}$ " T & C)
6 " " " "NYLOC NUT	TD 382	13-3-5	4	( $\frac{1}{2}$ " UNF FULL)
7 ENGINE A-FRAME RH			1	
8 " " " BOLT			1	
9 " " " SPRING WASHER			1	
10 " " " REAR BOLT	TD 232	12-5-5	1	( $\frac{3}{8}$ " UNF x $1\frac{3}{4}$ " CH)
11 " " " REAR NYLOC NUT	TD 380	13-3-3	1	( $\frac{3}{8}$ " UNF FULL)
12 " " " MOUNTING BLOCK RH UPPER	742-16-03	4-20-8	1	
13 " " " " BLOCK BOLT			2	
14 " " " " " WASHER			2	
15 " " " " " RH LOWER	742-16-02/2	4-20-9	1	
16 " " " " " BOLT	TD 797	12-18-1	1	(10mm x 30mm CH)
17 " " " " BLOCK SPRING WASHER			1	
18 " " " " " PLAIN WASHER			1	
19 " " " " " BOLT	TD 785	12-18-2	1	(8mm x 35mm CH)
20 " " " " " BOLT	TD 793	12-1-14	1	(8mm x 75mm CH)
21 " " " " " SPACER			1	
22 " " " " " SPRING WASHER			2	
23 " " " " " PLAIN WASHER			2	
24 ENGINE A-FRAME LH	752-01-81	2-6-3	1	
25 " " " BOLT			1	
26 " " " SPRING WASHER			1	
27 " " " PLAIN WASHER			1	
28 " " " REAR BOLT	TD 232	12-5-5	1	( $\frac{3}{8}$ " UNF x $1\frac{3}{4}$ " CH)
29 " " " REAR NYLOC NUT	TD 380	13-3-3	1	( $\frac{3}{8}$ " UNF FULL)
30 " " " MOUNTING BLOCK LH	752-16-10	4-20-10	1	
31 " " " " " BOLT			2	
32 " " " " " SPRING WASHER			2	
33 " " " " " PLAIN WASHER			2	
34 ENGINE ADAPTOR PLATE	732-16-14	6-1-5	1	
35 " " " DOWEL	742-16-07	4-15-1	2	

ENGINE INSTALLATION KIT - 752 SCHNITZER

ISSUE	SIGNATURE	DATE
1	JPHolwayd	18-4-75
2	JPHolwayd	2-5-75

SHEET 2 OF 4

SECTION F3

Item	Ref. No.	Matrix	No. Off	Detail
36 ENGINE ADAPTOR PLATE BOLT	TD 845	12-17-2	5	(8mm x 35mm HH)
37 " " " WASHER	TD 323	20-1-7	5	(5/16" T & C)
38 " " " SPRING WASHER	TD 335	20-1-12	5	(5/16" SQ. SEC.)
39 " " " BOLT	TD 866	12-17-11	2	(10mm x 65mm HH)
40 " " " BOLT	TD 868	12-18-3	1	(10mm x 75mm HH)
41 " " " WASHER	TD 324	20-1-8	3	(3/8" T & C)
42 " " " SPRING WASHER	TD 336	20-1-13	3	(3/8" SQ. SEC.)
43 ENGINE STARTER MOTOR (NORMALLY SUPPLIED WITH ENGINE)			1	(BOSCH)
44 ENGINE STARTER MOTOR MOUNTING BOLT	TD 591	12-13-8	1	(3/8" UNF x 3" HH)
45 ENGINE STARTER MOTOR MOUNTING NYLOC NUT	TD 380	13-3-3	1	(3/8" UNF FULL)
46 REAR CROSSMEMBER	752-01-33	5-2-12	1	(CASTING)
47 " " SIDEFRAME MOUNTING BOLT	TD 259	12-7-8	2	(1/2" UNF x 3" CH)
48 REAR CROSSMEMBER SIDEFRAME MOUNTING WASHER	TD 326	20-1-10	2	(1/2" T & C)
49 REAR CROSSMEMBER SIDEFRAME MOUNTING NYLOC NUT	TD 382	13-3-5	2	(1/2" UNF FULL)
50 REAR CROSSMEMBER GEAR-BOX SPACER		4-20-11	2	(1/4" THICK)
51 LINK ANCHOR PLATE	732-01-58	4-3-12	1	
52 " " " SPACER	752-01-72		4	
53 " " " BOLT			4	
54 " " " WASHER			4	
55 " " " THROUGH BOLT	742-01-10	4-6-13	2	
56 " " " " NUT			2	
57 " " " FORWARD DOUBLE SHEAR BRACKET	752-01-64		1	
58 LINK ANCHOR PLATE FORWARD DOUBLE SHEAR BRACKET BOLT			1	
59 LINK ANCHOR PLATE FORWARD DOUBLE SHEAR BRACKET SPRING WASHER			1	
60 LINK ANCHOR PLATE REARWARD DOUBLE SHEAR BRACKET	752-01-64		1	
61 LINK ANCHOR PLATE REARWARD DOUBLE SHEAR BRACKET BOLT			1	
62 LINK ANCHOR PLATE REARWARD DOUBLE SHEAR BRACKET WASHER			1	
63 LINK ANCHOR PLATE REARWARD DOUBLE SHEAR BRACKET SPRING WASHER			1	

ENGINE INSTALLATION - 752 SCHNITZER

SHEET 3 OF 4

ISSUE	SIGNATURE	DATE
1	JRHobroyd	18-4-75

SECTION F3

Item	Ref. No.	Matrix	No. Off	Detail
65	73S-16-05	1-1-13	1	
66	"	"	2	
67	"	"	2	
ENGINE EXHAUST SYSTEM		24-1-10	1	
COMPRISES:				
68			4	
69			1	
70			2	
71		13-2-7	12	
72		3-9-12	1	
73			2	
74			2	
75			1	
76	752-16-11	18-2-5	1	
77	TD 103	18-2-6	1	
78	752-16-12		1	
ENGINE THROTTLE CABLE ASSEMBLY				
COMPRISES:				
79	TD 35	8-2-6	1	
80	"	"	1	
81	TD 40	8-2-10	1	(1/6"DIA. x 1" LONG)
82	TD 34	8-2-5	1	
83	TD 31	8-2-2	1	
84	TD 32	8-2-3	1	
85	TD 33	8-2-4	1	
86	TD 37		1	
87	TD 30	8-2-1	1	
88	TD 33	8-2-4	1	
89	TD 32	8-2-3	1	
90		3-12-7	1	
91			2	
92			2	
93	TD 34	8-2-5	1	
94	TD 61	8-3-2	1	(0-12000 RPM)
95	TD 65	8-3-4	1	

ENGINE INSTALLATION - 752 SCHNITZER

SHEET 4 OF 4

ISSUE	SIGNATURE	DATE
1	JR Helweyd	18-4-75
2	JR Helweyd	2-5-75

SECTION F3

Item	Ref. No.	Matrix	No. Off	Detail
96 GAUGE ( OIL PRESSURE/OIL TEMP) OIL PRESSURE LINE ASSEMBLY	TD 67	8-3-5	1 1	(10 FT CAPILLARY)
COMPRISES:				
97 UNION	TD 705	8-4-10	1	( $\frac{1}{8}$ " BSP 90°)
98 HOSE	TD 704	8-4-9	1	( $\frac{1}{8}$ " I.D.)
99 UNION	TD 706	8-4-11	1	( $\frac{1}{8}$ " BSP STRAIGHT)
100 GAUGE ( FUEL PRESSURE/WATER TEMP) FUEL PRESSURE LINE ASSEMBLY	TD 68	8-9-9	1 1	(6 FT CAPILLARY)
COMPRISES:				
101 UNION	TD 705	8-4-10		( $\frac{1}{8}$ " BSP 90°)
102 HOSE	TD 704	8-4-9		( $\frac{1}{8}$ " I.D.)
103 UNION	TD 705	8-4-11		( $\frac{1}{8}$ " BSP 90°)
104 PANCAKE FILTER ADAPTOR	752-14-04		1	
105 " " " DOWTY WASHER			1	
106 ENGINE STARTER MOTOR MOUNTING WASHER	TD 324	20-1-8	2	( $\frac{3}{8}$ " T&C)
107 LINK ANCHOR PLATE THROUGH BOLT WASHER	TD 326	20-1-10	4	( $\frac{1}{2}$ " T&C)
108 LINK ANCHOR PLATE FORWARD DOUBLE SHEAR BRACKET WASHER			1	
109 ENGINE A-FRAME STRUT			1	
110 " " " " BOLT			1	
111 " " " " SPRING WASHER			1	
112 " " " " WASHER			1	
113 ENGINE A-FRAME FRONT BOLT			2	
114 " " " FRONT NYLOC NUT			2	

ISSUE	SIGNATURE	DATE
1	JRHolroyd	18-4-75

SHEET 1 OF 2

## SECTION H3

	Item	Ref. No.	Matrix	No. Off	Detail
1	OIL TANK	752-14-01	3-6-2	1	
2	" " MOUNTING RUBBER		8-8-8	3	
3	" " " WASHER			6	
4	" " " NYLOC NUT			3	
5	OIL TANK TIE-ROD	752-01-70	3-9-3	1	
6	" " " " BOLT	TD 208	12-3-6	1	( $\frac{1}{4}$ " UNF x $2\frac{1}{4}$ " CH)
7	" " " " WASHER	TD 322	20-1-6	1	( $\frac{1}{4}$ " T & C)
8	" " " " NYLOC NUT	TD 378	13-3-1	1	( $\frac{1}{4}$ " UNF FULL)
	OIL TANK CAP ASSEMBLY				
	COMPRISES:				
9	CAP	742-14-03	4-6-4	1	
10	O RING	TD 70	8-8-9	1	
11	FOAM CYLINDER	TD 69	8-5-15	1	
12	SPINDLE	742-14-17	4-11-15	1	
13	BIG HEAD END WASHER	TD 71	8-5-14	2	
14	OIL TANK OUTLET UNION	TD 310	21-2-5	1	(-16 <sup>o</sup> 45 AEROQUIP)
15	HOSE-OIL TANK TO OIL PUMP (42" LENGTH)	TD 296	21-2-3	1	(-16 AEROQUIP)
16	OIL PUMP INLET UNION	TD 317	21-2-6	1	(-16 90 <sup>o</sup> AEROQUIP)
17	" " " ADAPTOR	752-14-07	4-19-6	1	
18	OIL PUMP OUTLET ADAPTOR	752-14-08	4-19-7	1	
19	" " " UNION	TD 317	21-2-6	1	(-16 90 <sup>o</sup> AEROQUIP)
20	HOSE-OIL PUMP TO OIL COOLER (48" LENGTH)	TD 296	21-2-13	1	(-16 AEROQUIP)
21	OIL COOLER INLET UNION	TD 317	21-2-6	1	(-16 90 <sup>o</sup> AEROQUIP)
22	OIL COOLER	TD 78	3-7-15	1	
23	" " SPACER	752-14-06	4-16-15	4	
24	" " METALASTIC BUSH			4	
25	" " BOLT	TD 203	12-3-1	8	( $\frac{1}{4}$ " UNF x 1" CH)
26	" " WASHER	TD 322	20-1-6	8	( $\frac{1}{4}$ " T & C)
27	" " STONEGUARD	752-01-69	2-6-2	1	
28	OIL COOLER OUTLET UNION	TD 303	21-2-4	1	(-16 St AEROQUIP)
29	HOSE-OIL COOLER TO OIL TANK (6" LENGTH)	TD 296	21-2-13	1	(-16 AEROQUIP)
30	OIL TANK INLET UNION	TD 317	21-2-6	1	(-16 90 <sup>o</sup> AEROQUIP)
31	OIL TANK BREATHER PIPE (20" LENGTH)	TD 740	8-7-13	1	( $\frac{3}{4}$ " I.D. CLEAR PLASTIC)
32	" " " PIPE JUBILEE CLIP	TD 722	25-1-5	1	(OX SIZE)

OIL SYSTEM - 752 SCHNITZER

SHEET 2 OF 2

ISSUE	SIGNATURE	DATE
1	JRHolroyd	18-4-75

SECTION H3

Item	Ref. No.	Matrix	No. Off	Detail
33 OIL TANK BREATHER BOTTLE	TD 420		1	
34 " " " " BRACKET	TD 421		1	
35 " " " " BOLT	TD 529	12-2-14	4	(2BA x 1/2" BH)
36 " " " " NYLOC NUT	TD 410		4	(2BA FULL)
37 OIL FILTER PRESSURE TAKE-OFF		3-7-8	1	
38 " " " " " BOLT			3	
39 " " " " " WASHER			3	

WATER SYSTEM - 752 SCHNITZER

ISSUE	SIGNATURE	DATE
1	JRHolwayd	18-4-75
2	JRHolwayd.	2-5-75

SHEET 1 OF 2

SECTION 13

Item	Ref. No.	Matrix	No. Off	Detail
1 RADIATOR LH	752-13-01	27-1-7	1	(WATER ONLY)
2 " RH	752-13-02	27-1-8	1	(WATER ONLY)
3 RADIATOR STONEGUARD	752-13-14	2-4-2	2	
4 FRONT WATER CROSSOVER PIPE LH	752-13-09	2-7-1	1	
5 " " " " RH	752-13-10	2-7-2	1	
6 REAR WATER PIPE(SWIRL POT TO LH RAD)		2-7-5	1	
7 REAR WATER PIPE(RH RAD TO WATER PUMP)		2-7-6	1	
8 RUBBER HOSE (4" LENGTH)	TD 753	8-4-7	5	(1 1/4" I.D.)
9 JUBILEE CLIP	TD 725	25-1-8	13	(IX SIZE)
10 45°RUBBER HOSE BEND			1	
11 RUBBER HOSE (4" LENGTH)	TD 755	8-4-8	1	(1 1/2" I.D.)
12 JUBILEE CLIP	TD 727	24-1-10	2	(NO 2 SIZE)
13 RADIATOR MTG BOLT (FRONT TOP)	TD 218	12-4-5	2	(5/16"UNFx1 1/2"CH)
14 " " " (FRONT BOTTOM)	TD 219	12-4-6	2	(5/16"UNFx1 3/4"CH)
15 " " " (REAR TOP)	TD 215	12-4-2	2	(5/16"UNFx3/4"CH)
16 " " WASHER	TD 323	20-1-7	12	(5/16" T & C)
17 " " NYLOC NUT	TD 379	13-3-2	6	(5/16"UNF FULL)
18 RADIATOR TIE-ROD LH	752-01-115	3-8-12	1	
19 " " " MOUNTING	732-05-05	4-2-2	4	(1" I.D.)
20 " " " " BOLT	TD 206	12-3-4	4	(1/4"UNFx1 3/4"CH)
21 " " " " WASHER	TD 322	20-1-6	8	(1/4" T & C)
22 " " " " NYLOC NUT	TD 378	13-3-1	4	(1/4"UNF FULL)
23 SWIRL POT	752-13-12	2-3-11	1	
24 HEADER TANK	752-13-06	2-3-2	1	
25 " " CAP	TD 72	8-6-11	1	
26 HEADER TANK MTG BOLT	TD 558	12-11-15	2	(1/4"UNFx4 1/2"HH)
27 " " " WASHER	TD 322	20-1-6	2	(1/4" T & C)
28 " " " NYLOC NUT	TD 378	13-3-1	2	(1/4"UNF FULL)
29 " " " PLASTIC PIPE (3 1/2" LENGTH)	TD 736	8-7-12	2	(1/4" I.D. CLEAR PLASTIC)
30 " " RUBBER HOSE	TD 748	8-7-10	1	(5/8" I.D.)
31 " " JUBILEE CLIP	TD 722	25-1-5	2	(OX SIZE)

WATER SYSTEM - 752 SCHNITZER

ISSUE	SIGNATURE	DATE
1	JRHolroyd	18-4-75
2	JRHolroyd.	2-5-75

SHEET 2 OF 2

SECTION 13

Item	Ref. No.	Matrix	No. Off	Detail
32 BLEED PIPE-HEADER TANK TO SWIRL POT (16" LENGTH)	TD 542	8-8-5	1	(5/32" I.D. NYLON)
33 BLEED PIPE STRAIGHT UNION	TD 541	8-5-12	2	(1/8" BSP SIZE)
34 " " HEADER TANK TO RADIATOR (36" LENGTH)	TD 542	8-8-5	1	(5/32" I.D. NYLON)
35 BLEED PIPE HEADER TANK TO RADIATOR (34" LENGTH)	TD 542	8-8-5	1	(5/32" I.D. NYLON)
36 BLEED PIPE STRAIGHT UNION	TD 541	8-5-12	4	(1/8" BSP SIZE)
37 RADIATOR TIE-ROD RH	752-01-116		1	
38 " " " METALASTIC BUSH	TD		4	
39 HEADER TANK OVERFLOW PIPE ( " LENGTH)	TD		1	
40 " " OVERFLOW PIPE JUBILEE CLIP			1	
41 90° RUBBER HOSE BEND			1	

752 to 762 UPDATE KIT

(B.M.W. ENGINE)

SHEET 1 OF 5

ISSUE	SIGNATURE	DATE
P1	ScB	18 DEC 75

SECTION 03

Item	Ref. No.	Matrix	No.		Detail
			Off		
ROLL-OVER BAR	762-01-68	3-19-10	1		
" " " STAY	753-01-86	3-19-5	2		
GEAR LEVER	762-11-04	4-27-1	1		
" SHAFT	762-11-03	4-27-6	1		
" LEVER SPACER	762-11-06	4-27-3	1		
" CHANGE BEARING LINK	762-11-05	4-27-4	1		
ELECTRIC EXTINGUISHER OPERATING HEAD	TD 1005	29-2-12	2		
BATTERY POWER PACK	} TD 1006	29-1-6	1		
TWO-PIN PLUG			1		
ELECTRIC LIFE-SUPPORT SYSTEM		29-1-4	1		
GEARBOX END COVER	752-16-07	6-2-5	1		
OIL TANK MOUNT L.H.	762-01-57	3-23-2	1		
" " " R.H	762-01-56	3-23-3	1		
HEADER TANK	763-13-01	2-3-5	1		
FUEL FILLER	762-15-07	3-23-5	1		
GEAR LEVER LOCATION BRG	TD 1013	15-2-12	2		RMC 5U
BATTERY LEAD	TD 626	8-5-3	20st		
MASTER SWITCH SHAFT	762-01-65	4-30-1	1		
" " LEVER	762-01-72	3-23-8	1		
" " BRACKET	762-01-74	3-23-6	1		
NOSE FRAME	762-01-82	3-23-4	1		
BATTERY BOX STUD	762-01-85	4-30-2	2		
REAR WING ASSY	762-12-03	3-22-2	1		
CLUTCH PEDAL	752-08-04	2-7-13	1		
BRAKE "	752-08-10	2-7-14	1		
THROTTLE "	751-08-04	2-7-15	1		
THROTTLE CABLE	TD 31	8-2-2	1		
" " SHEATH	TD 30	8-2-1	1		
" " NIPPLE	TD 34	8-2-5	2		
GEAR CHANGE SUPPORT	753-11-02	3-19-7	1		
REAR CRASH LIGHT	TD 715	9-5-11	1		


752 TO 762 UPDATE KIT

(B.M.W. ENGINE)

SHEET 2 OF 5

ISSUE	SIGNATURE	DATE
P1	SB	18 DEC 75
P2	SB	19 DEC 75
	No.	
	Off	Detail

SECTION 03

Item	Ref. No.	Matrix	No.	Detail
NOSE		11-3-14	1	
W-FLAP L.H.				
W-FLAP R.H.				
EXTINGUISHER BUTTON BRACKET	722-01-64	3-19-11	1	
FIRE PULL HANDLE	751-22-01	3-23-11	1	
FRONT DAMPER	TD 1041	16-2-4	2	1133 B KONI
REAR "	TD 956	16-2-2	2	1133 B SPA KONI
OIL TANK FILTER HOUSING				
" " " GAUZE	762-14-07	3-23-14	1	
" TEMP TAKE-OFF BOSS	762-14-04	4-33-4	1	
FIRE EXTINGUISHER FIRING BUTTON	TD 274	9-1-2	2	
" " " MASTER SWITCH	TD 428	9-1-15	1	
" " " SWITCH TERMINALS	TD 629	9-2-9	5	
" " " " SHEATH	TD 630	9-2-10	5	
" " " 2 WAY RECEPTACLE HSG.	TD 634	9-2-14	3	
" " " " TAB "	TD 635	9-2-15	3	
" " " RECEPTACLE	TD 953	9-3-11	6	
" " " TAB	TD 637	9-3-2	6	
" " " CABLE (APPROX 35ft)				
" " " "				
MASTER SWITCH ASSEMBLY NUTS	TD 412	13-1-2	3	2 BA PLAIN FULL
FIRE PULL CLEVIS	TD 35	8-2-6	1	
" " " PIN	TD 36	8-2-7	1	
" " " SPLIT PIN	TD 40	8-2-10	1	
" " " HANDLE GROMMET	TD 999	8-15-1	1	3/8 OD x 1/2 ID.
REAR TOP LINK	762-03-05	4-28-2	2	
" BTM "	751-03-12	3-24-1	4	
HEADER TANK MOUNTING BOLT	TD 544	12-11-2	2	1/4 UNF x 3/4 H.H.
" " " WASHER	TD 340	20-1-1	2	1/4 FLAT
" " " RAWLNUT	TD 1031	23-3-1	2	1/4 UNF
MASTER SWITCH BRACKET BOLT	TD 545	12-11-3	2	1/4 UNF x 1 H.H.
" " " NUT	TD 378	13-3-1	2	1/4 UNF NYLOC
" " " WASHER	TD 340	20-1-1	4	1/4 FLAT
" " " BUSH	TD 84	8-8-4	2	1/2 x 5/8 x 1/2
" " " MOUNTING BOLT	TD 530	12-18-11	2	4 BA x 1 CH
" " " NUT	TD 418	13-1-12	2	4 BA NYLOC
" " " WASHER	TD 353	20-2-9	2	4 BA FLAT

752 TO 762 UPDATE KIT

(B.M.W. ENGINE)

SHEET 3 OF 5

ISSUE	SIGNATURE	DATE
P1	ScB	18 DEC 75
P2	ScB	22 DEC 75

SECTION 03

Item	Ref. No.	Matrix	No. Off	Detail
R.A.R.B.	762-05-01	2-8-3	1	1" DIA x 18 SWG.
" LINK	762-05-06	4-28-3	2	
F.B.W.B. LH	762-02-01	32-1-8	1	
F.B.W.B. RH	762-02-02	32-1-9	1	
RXM (SPECIAL FOR FG400)			1	
STEERING RACK CLEVIS (SPECIAL)			1	
FRONT UPRIGHT TOP WASHER	722-03-10	4-15-11	2	
" " WASHER- LARGE	762-02-03	4-31-3	2	
FBWB OUTER JOINT	TD 1012	15-2-13	2	RAC 12
<del>REAR WHEEL</del>		<del>19-4-2</del>	<del>2</del>	<del>13x14x6 1/2</del>
TRACK ROD	762-04-09	3-21-2	2	
FRONT DAMPER BEAM	762-01-67	3-23-15	1	
AXLE YOKE	741-10-02	14-2-1	2	
HOOKS JOINT CENTRE CROSS	TD 192	14-2-2	2	
" " CIRCLIP	TD 192	14-2-3	8	
DRIVESHAFT YOKE	741-10-08	14-2-4	2	
JUMP PLUG	TD 1100	9-5-12	1	
" " SOCKET	TD 1101	9-5-13	1	
" " PROTECTIVE CAP	TD 1102	9-6-9	1	
" " BRACKET	752-28-04	3-17-13	1	
OIL TANK DRAIN PLUG	762-14-23	4-33-13	1	
" " " " SEAL	TD 1025	20-3-4	1	
F.T.W.B.	751-02-19	32-1-10	2	
FUEL FILLER BRACKET	762-01-100	3-26-3	1	
RXM PLATE - FORWARD	762-01-16	3-25-6	2	
" " - REARWARD	762-01-79	3-25-7	2	
" CAST SPACER	762-01-20	4-34-12	2	
REAR TOP LINK PLATE	762-01-30	3-25-8	2	
" " " D.S. PLATE	762-01-31	3-25-9	2	
" " " " " SPACER	762-01-60	4-36-5	2	
" " " " " "	752-01-129	4-25-3	2	
RXM PLATE THROUGH BOLT	TD 595		2	
" " " " " NUT			2	
" " " " " WASHER			4	
DRIVESHAFT	751-10-09	4-29-1	2	
GIRLING MASTER CYLINDER (.75)	TD 1078	7-3-14	3	
" " " RESERVOIR	TD 1120	7-3-13	3	
LINK ANCHOR PLATE	752-01-50	4-3-13	1	

3/8 UNF x 5 H.H.  
 3/8 UNF FULL NYLOC  
 3/8 PLAIN.

752 TO 762 UPDATE KIT  
(B.M.W. ENGINE)

SHEET 4 OF 5

SECTION 03

ISSUE	SIGNATURE	DATE
P13	ScB	23 JAN 76

Item	Ref. No.	Matrix	N <sup>o</sup> Off	Detail
REAR WING ASSEMBLY	762-12-03	3-22-2	1	
" " P.C FLAP (3 3/4")	752-12-44	3-22-5	1	
FRONT GEAR ROD	762-11-18	3-27-1	1	
OIL COOLER MOUNTING BRACKET	752-01-139	3-18-3	1	
BATTERY BOX LID	762-01-87	3-23-10	1	
" " " R-CLIP	TD	23-7-1	3	
" " SPACER	763-01-22	3-26-10	1	
CENTRE GEAR ROD BEARING	TD 1011	15-2-14	1	RAC 8
<del>F.A.R.B. LINK BEARING (UPPER)</del>	<del>TD 1013</del>	<del>15-2-12</del>	<del>2</del>	<del>RBJ 67 U</del>
FRONT GEAR ROD REAR SUPPORT BEARING BRACKET	762-11-23	3-26-11	1	
FRONT GEAR ROD REAR SUPPORT BEARING CIRCLIP	TD	23-5-2	1	
NOSE FRAME TOP SPACER	762-04-04	3-31-15	2	
F.A.R.B. LINK TOP BOLT SPACER	762-05-11	4-36-8	2	
MIRROR	TD	8-12-10	2	
" MOUNT	762-01-75	3-18-13	2	
FUEL BREATHER VALVE	763-15-02	4-33-8	1	
FRONT SPRING	TD 450	16-1-7	2	7x350 lb.
L.A.P. D.S. BRACKET - FORWARD	752-01-171	3-23-7	1	
CENTRE GEAR ROD	762-11-28	3-27-2	1	
FORWARD FRONT SUSPENSION STRUT	762-01-101	1-8-4	2	
REARWARD " " "	762-01-102	1-8-5	2	
RADIUS ROD FRONT SUPPORT BKT L.H.	762-03-01	4-30-1	1	
" " " " " R.H.	762-03-02	4-30-2	1	
ENGINE SIDE FRAME L.H.	762-01-47	2-9-5	1	
" " " R.H.	762-01-46	2-9-6	1	
" A " L.H.	762-01-49	2-9-7	1	
" " " R.H.	762-01-48	2-9-8	1	
" STAY L.H.	762-01-51	2-9-9	1	
" " R.H.	762-01-52	2-9-10	1	
FRONT UPRIGHT L.H.	762-01-01	4-38-8	1	
" " R.H.	762-01-02	4-38-9	1	
SPARK BOX	762-28-01	3-30-4	1	
" " LID	762-28-02	3-30-5	1	
" " CARRIER	762-01-104	3-30-6	1	
RADIATOR L.H.	762-13-07	27-2-14	1	

752 TO 762 UPDATE KIT

(BMW ENGINE)

SHEET 5 OF 5

ISSUE	SIGNATURE	DATE
P7	SCB	20 JAN 76
8	SCB	26 JAN 76
9	SCB	4 FEB 76

SECTION 03

Item	Ref. No.	Matrix	No.		Detail
			Off		
TOP RADIUS ROD	753-03-01	3-3-1	2		26.50" LENGTH
BOTTOM " "	762-03-12	3-3-14	2		24.75" "
LINK ANCHOR PLATE FWD. STUD	762-01-107	4-30-10	2		
L.A.P. / REAR SKID STUD	762-01-106	4-30-11	2		
COCKPIT		11-5-1	1		
ROLL-OVER BAR COVER		11-5-6	1		
REAR SPRING	TD 436	16-3-15	2		8 x 300 lb.
ALLOY STEERING COLUMN JOINT	TD 989	8-9-7	1		
THROTTLE CABLE SUPT. BRACKET	762-16-21	3-30-11	1		
STEERING RACK	762-04-11	4-4-5	1		
" " CLEVIS NUT	762-04-07	13-2-14	2		
EXHAUST SYSTEM	TD	24-1-2	1		
ENGINE COVER		11-5-5	1		
" " REAR SUPT BRKT	762-01-119	3-30-15	1		
" " FRONT MTG BKT LH	762-01-123	3-31-14	1		
" " " " " RH	762-01-122	3-31-13	1		
RXM - SIDEFAME BOLT	TD	12-10-14	2		1/2" UNC x 5 1/2 C.H.
" " NUT	TD	13-5-11	2		1/2" UNC FULL NYLOC
EXHAUST BRACKET		3-31-4	1		
HYDRAULIC LINE SUPPORT	762-16-30	3-31-5	1		

ISSUE	SIGNATURE	DATE
1	JRHolroyd	18-4-75
2	JRHolroyd	17-6-75

SECTION G2

Item	Ref. No.	Matrix	No. Off	Detail
<b>GEARBOX ASSEMBLY</b>				
COMPRISES:				
1	GEARBOX	TD 164	18-1-3	1 (HEWLAND FG400)
2	" OUTPUT FLANGE	TD 165	18-1-9	2
3	" " " CIRCLIP	TD 105	18-2-10	2
4	CLUTCH SLAVE CYLINDER	TD 909	7-4-6	1
5	" " " BOLT			2
6	" " " WASHER			2
7	CLUTCH PUSH ROD			1
8	" " " END CAP			1
9	" " " LOCK NUT			3
10	" " " SUPPORT BRACKET	752-16-06	3-2-13	1
11	" RELEASE BEARING	TD 26	18-2-9	1
12	GEARBOX END COVER	732-16-09	6-1-14	1
13	GEARBOX ADAPTOR PLATE BOLT	TD 667	12-16-4	6 ( $\frac{3}{8}$ " UNC x $1\frac{1}{2}$ " HH)
14	" " " SPRING WASHER	TD 336	20-1-13	6 ( $\frac{3}{8}$ " SQ. SEC.)
15	" " " WASHER	TD 324	20-1-8	6 ( $\frac{3}{8}$ " T & C)
16	" " " STUD	721-16-01	4-24-1	2 ( $1\frac{7}{8}$ " LENGTH)
17	" " " WASHER	TD 324	20-1-8	2 ( $\frac{3}{8}$ " T & C)
18	" " " NYLOC NUT	TD 373	13-3-9	2 ( $\frac{3}{8}$ " UNF HALF)
<b>DRIVESHAFT ASSEMBLY</b>				
COMPRISES:				
19	REAR DISC	752-26-01	7-1-4	2
20	PLUNGE JOINT HOUSING	TD 185	14-1-14	1 (107V JOINT)
21	" " " BOLT	741-10-01	12-1-4	6
22	" " " K NUT	TD 406	13-2-1	6 ( $\frac{3}{8}$ " UNF)
23	" " " CAGE	TD 188	14-1-12	1 (107V JOINT)
24	" " " BALL	TD 187	14-1-13	6 (107V JOINT)
25	" " " INNER TRACK	TD 186	14-1-11	1 (107V JOINT)
26	" " " GAITER	TD 178	14-1-10	1
27	" " " RETAINER	TD 189	14-1-15	1
28	" " " TYRAP	TD 195	8-3-15	1 (LARGE SIZE)
29	DRIVESHAFT INNER CIRCLIP	TD 180	8-1-8	1
30	DRIVESHAFT	73S-10-07	4-3-8	1

ISSUE	SIGNATURE	DATE
1	JPHolweyd	18-4-75
2	JPHolweyd	17-6-75

SECTION G2

Item	Ref. No.	Matrix	No. Off	Detail
<u>DRIVESHAFT ASSEMBLY (CONT'D)</u>				
31	DRIVESHAFT OUTER CIRCLIP	TD 180	8-1-8	1
32	CONSTANT VELOCITY JOINT GAITER	TD 183	14-1-5	1
33	" " " " TYRAP	TD 195	8-3-15	1 (LARGE SIZE)
34	" " " BELL	722-10-03	14-1-1	1 *(100 AC JOINT)
35	" " " CAGE	TD 182	14-1-3	1 (100 AC JOINT)
36	" " " BALL	TD 181	14-1-2	6 (100 AC JOINT)
37	" " " INNER TRACK	711-10-10	14-1-4	1 (100 AC JOINT)
38	WHEEL RETAINING STUD	703-06-08	4-1-8	1
39	" " NUT	TD 16	13-1-1	1 ( $\frac{3}{4}$ " UNF FULL)
40	FRONT GEAR ROD	752-11-02	3-8-5	1
41	" " " LOCKNUT	TD 389	13-4-10	1 ( $\frac{1}{2}$ " UNF HALF)
42	" " " ROSEJOINT LOCKNUT	TD 389	13-4-10	1 ( $\frac{1}{2}$ " UNF HALF)
43	CENTRE GEAR ROD	752-11-03	3-5-6	1
44	" " " UJ BOLT	TD 204	12-3-2	2 ( $\frac{1}{4}$ " UNF x $1\frac{1}{4}$ " CH)
45	" " " " NYLOC NUT	TD 378	13-3-1	2 ( $\frac{1}{4}$ " UNF FULL)
46	REAR GEAR ROD	752-11-01	3-5-7	1
47	" " " ROSE JOINT LOCKNUT	TD 389	13-4-10	1 ( $\frac{1}{2}$ " UNF HALF)
48	" " " REAR UJ BOLT	TD 204	12-3-2	1 ( $\frac{1}{4}$ " UNF x $1\frac{1}{4}$ " CH)
49	" " " " " NYLOC NUT	TD 378	13-3-1	1 ( $\frac{1}{4}$ " UNF FULL)
50	GEARBOX REAR CROSSMEMBER CLEVIS	732-12-07	4-4-3	2
51	" " " CLEVIS WASHER	TD 326	20-1-10	2 ( $\frac{1}{2}$ " T & C)
52	" " " " NYLOC NUT	TD 382	13-3-5	2 ( $\frac{1}{2}$ " UNF FULL)

\* ALTERNATIVE SPEC. CV. JOINT BELL 742-10-03

ISSUE	SIGNATURE	DATE
1	JRHolweyd	18-4-75
2	JRHolweyd	17-6-75

SHEET 1 OF 2

SECTION N2

Item	Ref. No.	Matrix	No. Off	Detail
1 NOSE	752-12-31	11-1-2	1	
2 NOSE FRAME	752-01-42	2-5-2	1	
3 " " TOP BOLT	TD 217	12-4-4	2	(5/16"UNFx1 1/4"CH)
4 " " " WASHER	TD 323	20-1-7	2	(5/16" T & C)
5 " " " NYLOC NUT	TD 379	13-3-2	2	(5/16"UNF FULL)
6 " " BOTTOM BOLT	TD 217	12-4-4	2	(5/16"UNFx1 1/4"CH)
7 " " " WASHER	TD 323	20-1-7	2	(5/16" T & C)
8 " " " NYLOC NUT	TD 379	13-3-2	2	(5/16"UNF FULL)
9 " " ROSEJOINT LOCKNUT	TD 386	13-4-7	2	(5/16"MALE/MALE)
10 " " PIP PIN	TD 151	23-2-15	2	(5/16" x 1 1/2" LONG)
		3-14-1	2	
12 NOSE MOUNTING DZUS FASTENER		23-1-1	2	
13 " " " WIRE		23-1-5	2	
14 COCKPIT		11-1-3	1	
15 " PIN	752-12-38	4-15-9	2	
16 " DZUS FASTENER			2	
17 " DZUS WIRE			2	
18 ROLLOVER BAR COVER	752-12-39	11-1-5	1	
19 " " " TOP BODY PLATE	75R-01-23	3-14-2	1	
20 " " " SIDE " "		3-14-3	2	
21 " " " REAR COVER BOLT	TD 532	12-17-3	2	(1/4"UNF x 1"BH)
22 " " " " " LOCKNUT	TD 385	13-4-6	2	(1/4"UNF HALF)
23 REAR ENGINE COVER	752-12-40	11-1-6	1	
24 " " " DZUS FASTENER			7	
25 " " " " WIRE			7	
26 " " " AIRBOX GAUZE			1	
27 " " " RADIATOR MOUNTING BRACKET	752-12-26	3-16-4	2	
28 " " " " MOUNTING BRACKET BOLT			2	
29 " " " RADIATOR MOUNTING BRACKET NYLOC NUT			2	
30 WING FRAME	752-01-54	1-5-2	1	
31 " " CLEVIS BOLT	TD 231	12-5-4	2	(3/8"UNFx1 1/2"CH)
32 " " " WASHER	TD 324	20-1-8	4	(3/8" T & C)
33 " " " NYLOC NUT	TD 380	13-3-3	2	(3/8"UNF FULL)

ISSUE	SIGNATURE	DATE
1	JRHolway	18-4-75
2	JRHolway	17-6-75

SHEET 2 OF 2

SECTION N2

Item	Ref. No.	Matrix	No. Off	Detail
31 WING FRAME TO GEARBOX END COVER BOLT	TD 233	12-5-6	2	( $\frac{3}{8}$ "UNF x 2"CH)
35 " " " " " COVER WASHER	TD 324	20-1-8	2	( $\frac{3}{8}$ " T & C)
36 REAR WING	752-12-10	3-6-12	1	
37 " " P FLAP (3" WIDTH)	752-12-37	3-14-4	1	
38 " " " " BOLT	TD 529	12-2-14	5	(2BA x $\frac{1}{2}$ "BH)
39 " " " " NYLOC NUT	TD 410	13-1-3	5	(2BA FULL)
40 REAR WING POST	732-12-05	4-4-1	1	
41 " " " BOLT	TD 205	12-3-3	1	( $\frac{1}{4}$ "UNFx1 $\frac{1}{2}$ "CH)
42 " " " NYLOC NUT	TD 378	13-3-1	1	( $\frac{1}{4}$ "UNF FULL)
43 " " " WING BOLT	TD 203	12-3-1	1	( $\frac{1}{4}$ "UNF x 1"CH)
44 " " " " NYLOC NUT	TD 378	13-3-1	1	( $\frac{1}{4}$ "UNF FULL)
45 REAR WING TRAILING EDGE SUPPORT	752-12-02	1-5-8	1	
46 " " " " " TOP BOLT			2	
47 " " " " " TOP NYLOC NUT			2	
48 " " " EDGE SUPPORT BOTTOM BOLT			2	
49 " " " EDGE SUPPORT BOTTOM NYLOC NUT			2	
50 REAR WING TRAILING EDGE SUPPORT METALASTIC BUSH			4	
51 MIRROR	TD 422	8-4-3	2	
52 MIRROR MOUNT	753-17-01	3-7-5	2	
53 " " BOLT			4	
54 " " NYLOC NUT			4	
55 W FLAP LH	741-12-29	2-5-15	1	
56 " " RH	741-12-28	2-5-14	1	
57 REAR WING TRAILING EDGE SUPPORT TOP WASHER			2	
58 " " " " SUPPORT BOTTOM WASHER			2	
59 ROLLOVER BAR COVER SIDE BODY PLATE RH			1	

OPTIONS - 752 WORKS TEAM

SHEET 1 OF 3

SECTION 04

	Item	Ref. No.	Matrix	No. Off	Detail
A	MONOCOQUE MODS :-				
	FRONT DAMPER TOP BEAM			1	(NICKEL PLATE)
	HOLES IN FRONT KNEE PANEL			4	
	HOLES IN REAR KNEE PANEL			4	
	ROLLOVER BAR STAY BRACKET		3-15-8	2	(ALLOY)
	OIL PRESSURE WARNING LIGHT BRACKET	752-14-08	3-15-9	1	(ALLOY)
	ROLLOVER BAR	75B-01-18	1-4-14	1	(NICKEL-PLATE)
	STEERING COLUMN UNIVERSAL JOINT	TD	8-9-7	1	(ALLOY)
	OUTER SKIN COVERING	TD	8-11-1	2	(SELF ADHESIVE PLASTIC TAPE)
B	FRONT BOTTOM WISHBONE LH	752-02-09	1-6-13	1	{ T45 MATERIAL HEAT-TREAT NICKEL-PLATE }
	" " " RH	752-02-10	1-6-14	1	
	FORWARD FRONT SUSPENSION STRUT	752-01-68		2	(NICKEL PLATE)
	REARWARD FRONT SUSPENSION STRUT	742-01-05		2	(NICKEL PLATE)
	STEERING ARM PLATE (FABRICATED)	752-04-02	3-15-10	4	(NICKEL-PLATE)
	FRONT SPRING HELPER SPRING	TD	16-3-10	2	
	FARB CLAMP	742-05-02	4-18-7	2	(BLUE ANODISE)
	" " SPACER	751-05-02	4-22-11	4	(CAD. PLATE)
	FARB LINK	752-05-02	4-22-2	2	(BLUE ANODISE)

OPTIONS - 752 WORKS TEAM

SHEET 2 OF 3

SECTION 04.

C	Item	Ref. No.	Matrix	No. Off	Detail
	REAR DAMPER	TD	16-2-1	2	(1180B SP4 KONI)
	REAR SPRING HELPER SPRING	TD	16-3-11	2	
	TOP LINK DOUBLE SHEAR PLATE	752-	3-15-11	2	(NICKEL-PLATE)
	RARB CLAMP	742-05-02	4-18-7	2	(BLUE ANODISE)
	" " SPACER	751-05-02	4-22-11	4	(CAD. PLATE)
	RARB LINK	752-05-03		2	(BLUE ANODISE)
F	ALL ALLOY SPACERS BLUE ANODISE				
	AIR BOX BASE			1	
	ENGINE SIDEFAME LH	752-01-31A		1	(NICKEL PLATE)
	" RH	752-01-32A		1	(NICKEL PLATE)
	" BRACE LH			1	(NICKEL PLATE)
	" RH			1	(NICKEL PLATE)
	" A-FRAME LH	752-01-31B		1	(NICKEL PLATE)
	" " RH	752-01-32B		1	(NICKEL PLATE)
	LINK ANCHOR PLATE STUD - FWD	752-01-74	4-21-9	2	(2 5/8" LENGTH)
	" " " " - RWD	752-01-75	4-21-10	2	(4" LENGTH)
	REAR CROSSMEMBER	752-01-40		1	(NICKEL PLATE)
	" " STRUT LH	752-		1	(NICKEL PLATE)
	" " " RH	752-		1	(NICKEL PLATE)
	EXHAUST BRACKET	752-01-71	3-9-11	1	(NICKEL PLATE)
	GAUGE (OIL PRESSURE/OIL TEMPERATURE)	TD 68	8-9-9	1	(6FT CAPILLARY)
	OIL PRESSURE 'T' UNION	742-14-13	3-15-12	1	

OPTIONS - 752 WORKS TEAM

SHEET 3 OF 3

SECTION 04

	Item	Ref. No.	Matrix	No. Off	Detail
	GAUGE (FUEL PRESSURE/WATER TEMPERATURE)	TD	8-11-2	1	(8 FT CAPILLARY)
G	MONSTER BRACKET	752-01-95	1-5-13	1	(NICKEL PLATE)
	GEAR ROD BUNG	752-	4-23-10	3	
H	OIL TANK	752-	3-11-5	1	(INCORPORATES SIGHT GAUGE)
L	ALL AEROQUIP BRAKE LINES				
M	ROTAX SWITCHES	TD	9-1-1	4	
	BATTERY JUMP PLUG	TD	9-4-14	1	
	" STRAP	TD		2	(LEATHER Q/R)
	BATTERY JUMP PLUG BRACKET	752-28-04		1	
	OIL PRESSURE WARNING LIGHT	TD			
N	NOSE FRAME	751-01-33	2-2-1	1	(NICKEL PLATE)
	NOSE SPLITTER	752-		1	(ALLOY)
	TRAILING EDGE SUPPORT	752-12-02		1	(NICKEL PLATE)

J11

SECTION J FUEL SYSTEM

752  
ALI HART

ITEM	PART NO	NO. OFF PER ASSY.	PROD. RELEASE DATE	
FUEL TANK L.H.	752-15-01		24 SEPT 74 JRH	17-1-3
FUEL TANK R.H.	752-15-02		24 SEPT 74 JRH	17-1-4
HIGH PRESSURE FUEL PUMP	TD 268	1	16 AUG 74 JRH	9-1-7
PRESSURE RELIEF VALVE	TD 270	1	29 AUG 74 JRH	9-1-8
FUEL SYSTEM FLAP VALVE	TD 319	1	25 SEPT 74 JRH	21.2.14
FUEL FILTER END	753-15-02	1	11 OCT 74 JRH	
FUEL FILTER END	753-15-03	1	11 OCT 74 JRH	
FUEL FILTER ELEMENT		1		
PANCAKE FILTER ASSEMBLY				
COMPRISING				
FILTER HOUSING	751-15-06	1	11 OCT 74 JRH	
FILTER LID	751-15-07	1	11 OCT 74 JRH	
FILTER GAUZE	751-15-08	1	11 OCT 74 JRH	
FILTER FELT	751-15-09	1	11 OCT 74 JRH	
FILTER 'O' RING	TD 288	1	11 OCT 74 JRH	
FILTER CIRCLIP	TD 289	1	11 OCT 74 JRH	
FUEL BREATHER PIPE VALVE	753-15-04	1	11 OCT 74 JRH	
FUEL COLLECTOR POT.	752-15-06	1	14 NOV 74 JRH	
FUEL FILLER	752-15-08	1		
* FUEL FILLER CAP	722-18-11	1		
FUEL FILLER 'O' RING	TD 70	1	21 NOV 74 JRH	
PANCAKE FILTER PRESSURE ADAPTOR	752-14-04	1		
FUEL TANK PACKER (F'GLASS)		2		
PANCAKE FILTER MTG BRACKET	752-15-12	1		

\* SUBSEQUENTLY FUEL FILLER CAP 722-18-11

(J10)

SECTION **J** FUEL SYSTEM

752

BDG

ITEM	PART NO	NO. OFF PER ASSY.	PROD. RELEASE DATE	
FUEL TANK L.H.	752-15-01		24 SEPT 74 JRH	17.1.3
FUEL TANK R.H.	752-15-02		24 SEPT 74 JRH	17.1.4
HIGH PRESSURE FUEL PUMP	TD 268	1	16 AUG 74 JRH	9.1.7
PRESSURE RELIEF VALVE	TD 270	1	29 AUG 74 JRH	9.1.8
FUEL SYSTEM FLAP VALVE	TD 319	1	25 SEPT 74 JRH	21.2.14
FUEL FILTER END	753-15-02	1	11 OCT 74 JRH	
FUEL FILTER END	753-15-03	1	11 OCT 74 JRH	
FUEL FILTER ELEMENT		1		
<u>PANCAKE FILTER ASSEMBLY</u>				
COMPRISING				
FILTER HOUSING	751-15-06	1	11 OCT 74 JRH	
FILTER LID	751-15-07	1	11 OCT 74 JRH	
FILTER GAUZE	751-15-08	1	11 OCT 74 JRH	
FILTER FELT	751-15-09	1	11 OCT 74 JRH	
FILTER 'O' RING	TD 288	1	11 OCT 74 JRH	
FILTER CIRCLIP	TD 289	1	11 OCT 74 JRH	
FUEL BREATHER PIPE VALVE	753-15-04	1	11 OCT 74 JRH	
FUEL COLLECTOR POT.	752-15-06	1	19 NOV 74 JRH	
FUEL FILLER	752-15-08	1		
* FUEL FILLER CAP	722-18-11	1		
FUEL FILLER 'O' RING	TD 70	1	21 NOV 74 JRH	
PANCAKE FILTER PRESSURE ADAPTOR	752-14-04	1		
FUEL TANK PACKER (F'GLASS)		2		
PANCAKE FILTER MTG BRKT	752-15-12	1		
* SUBSEQUENTLY FUEL FILLER CAP	742-1A-03	1		